

IDROUT IP65

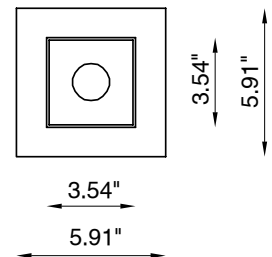
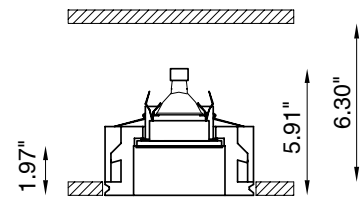
IDROUT IP65 is a totally disappearing outdoor recessed downlight made of Coral WaterOut® (waterproof) which is suitable for installation in moist environments such as bathrooms or spas. It is available in 3000K standard with a 40° optic.



TECHNICAL DATA

Wattage / Input	10W (500mA)
Power Supply	Remote, not included. See page 2.
Construction	Body: Coral WaterOut®
CCT	3000K (2700K, 4000K on request)
CRI	>80 (>90 on request)
BUG Rating	B1-U0-G0
Delivered Lumens	557 lm (3000K)
Efficacy	56 lm/W
Optics	40°
Finishes	Coral WaterOut® - suitable for painting
LED Source	Professional COB LED
Fixture Dimensions	5.91" l x 5.91" w x 5.91" h
Cut-out Dimension	6.30" x 6.30"
Aperature	3.54" x 3.54"
Fixture Weight	2.43 lbs
IP Rating	IP65

Cutout Dimensions 6.30" x 6.30"
Fixture Dimensions



The body is made of Coral WaterOut® a unique patented composite material highly resistant to water penetration - made from modifying the structure of Coral®. This water-repellant effect remains unchanged over time as it is not a matter of a superficial finish, but rather a structural feature of the material itself.

This material is therefore ideally suited to IP65/IP44-rated recessed lighting, suitable for use in external environments, and ideal for light systems in spas, wellness clubs, massage centres, swimming-pools, bathrooms, and all other locations where water and humidity restrict the choice of technical lighting.

ORDERING INFORMATION

Example: BU5483.Z.CW.US. Power Supplies ordered separately.

BU5483.Z	CW	US
Model No.	Finish	
BU5483.Z	CW - Coral WaterOut®	US

Job Name/Date:

Fixture Type Designation:

SUGGESTED POWER SUPPLIES

500mA

Part Number	Description	Input/Output	# of Fixtures
PPLT00187	0-10V Dimming to 10%	120-277VAC to 500mA, 10W, Class 2	1-1
PPLT00469	Phase Dim (120V only)	120VAC to 500mA, 14W, Class 2	1-1
PPLT00467-P	0-10V Dimming to 1%	120-277VAC to 500mA, 50W, Class 2	1-3
PPLT00538-P	0-10V Dimming to 0.1%	120-277VAC to 500mA, 100W, Class 2	1-8

Suggested Lutron Compatible

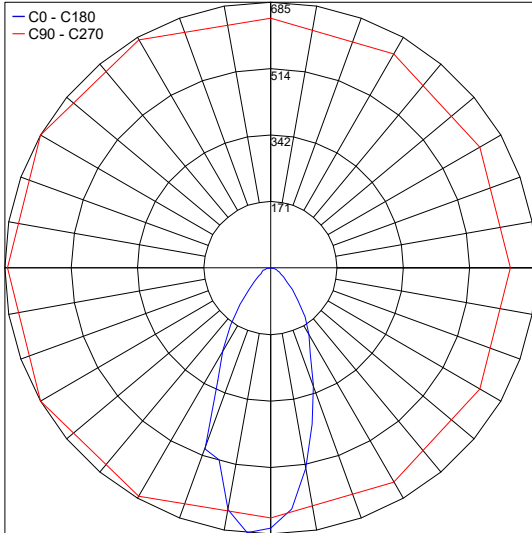
Part Number	Option	Lutron SKU	Dim Range	Description	Input/Output	# of Fixtures
PPLT00259	L3DAE / L3DA3W	L3DA	100%-1%	Hi-Lume™ 1% EcoSystem™ or 1% 3-Wire LED Driver	120-277VAC to 500mA, 10W, Class 2	1-1
PPLT00195	L3DAE / L3DA3W	L3DA	100%-1%	Hi-Lume™ 1% EcoSystem™ or 1% 3-Wire LED Driver	120-277VAC to 500mA, 19W, Class 2	1-1
PPLT00180	L3DAE / L3DA3W	L3DA	100%-1%	Hi-Lume™ 1% EcoSystem™ or 1% 3-Wire LED Driver	120-277VAC to 500mA, 27W, Class 2	2-2

For other power supply options consult factory.

PHOTOMETRIC DATA

Note all Photometry is 3000K

Maximum Candela = 685



Job Name/Date:

Fixture Type Designation: