

mira 45

*Elegant, essential.
An invisible recessed luminaire, a complete range.*

Mira 45 is a solution that can meet any need, illuminating access corridors, paths and walkways of all kinds. 2W power and seven optics available - spot, flood, diffuse, 360°, 180°, 120° single version, 120° with double light beam and quadruple version. The two finishing options, stainless steel and bronze, of the anodized extruded aluminum body add value and expressive possibilities to a hyper-resistant product, thanks to the 0.24" tempered glass lens. Excellent construction quality for a recessed floor installation, also available for wall installation.




designplan® 

79 Trenton Avenue
Frenchtown, NJ 08825

www.designplan.com

Tel: (908) 996-7710
Fax: (908) 996-7042



mira 45

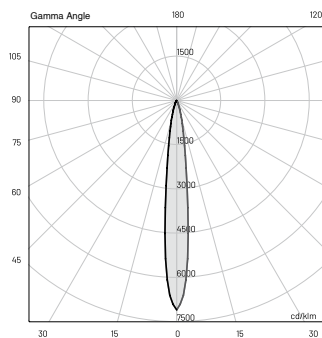
2W

SINGLE SPOT • SINGLE FLOOD • SINGLE DIFFUSE

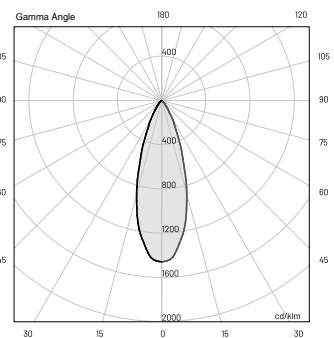


TECHNICAL SPECIFICATIONS

	SINGLE SPOT	SINGLE FLOOD
Source lamp	LED 2W	LED 2W
Total wattage	2W	2W
Voltage	24VDC	24VDC
Control	Power supply not included • dimmable on request	Power supply not included • dimmable on request
Light color	3000K • 4000K • other colors on request	3000K • 4000K • other colors on request
Delivered lumens *Lumens at source	118 lm (160 lm*) @ 3000 K 118 lm (160 lm*) @ 4000 K	102 lm (160 lm*) @ 3000 K 102 lm (160 lm*) @ 4000 K
Luminous efficacy	59 lm/W @ 3000 K 59 lm/W @ 4000 K	51 lm/W @ 3000 K 51 lm/W @ 4000 K
McADAM steps	3	3
Beam	12°	35°
CRI	> 90	> 90
Life time	L70 > 50.000 h Ta 40°C	L70 > 50.000 h Ta 40°C
IP rating	IP67	IP67
IK rating	IK08	IK08



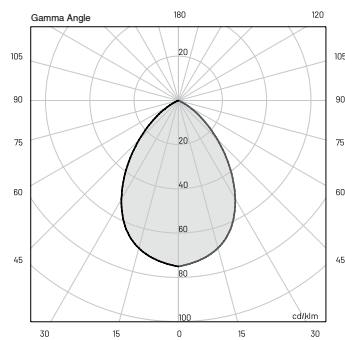
E (FC)			
H (ft)	fc (3000K)	fc (4000K)	Ø (ft)
3.28'	105.5	105.5	0.66'
6.56'	26.4	26.4	1.31'
9.84'	11.7	11.7	1.97'
13.12'	6.6	6.6	2.95'
16.40'	4.2	4.2	3.61'



E (FC)			
H (ft)	fc (3000K)	fc (4000K)	Ø (ft)
3.28'	21.6	21.6	1.97'
6.56'	5.4	5.4	4.27'
9.84'	2.4	2.4	6.23'
13.12'	1.4	1.4	8.20'
16.40'	0.8	0.8	10.17'

TECHNICAL SPECIFICATIONS

	SINGLE DIFFUSE
Source lamp	LED 2W
Total wattage	2W
Voltage	24VDC
Control	Power supply not included • dimmable on request
Light color	3000K • 4000K • other colors on request
Delivered lumens *Lumens at source	17 lm (160 lm*) @ 3000K 17 lm (160 lm*) @ 4000K
Luminous efficacy	8.5 lm/W @ 3000K 8.5 lm/W @ 4000K
McADAM steps	3
Beam	80°
CRI	> 90
Life time	L70 > 50.000 h Ta 40°C
IP rating	IP67
IK rating	IK08



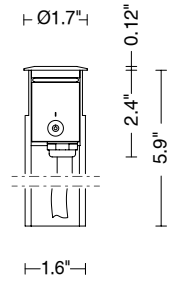
E (FC)

H (ft)	fc (3000K)	fc (4000K)	Ø (ft)
3.28'	12	12	5.41'
6.56'	3	3	10.83'
9.84'	1	1	16.24'
13.12'	1	1	21.65'
16.40'	0	0	27.07'



MATERIALS

Body	Extruded aluminum EN AW6060
Diffuser	Extra clear or frosted tempered glass 0.24"
Finishing	Anodized



ORDER CODE

MI 2 0 IPT	Finishing	H	Gray
		L	Graphite
	Light color	N	4000K
		H	3000K
	Beam	S	Spot (extra clear glass)
		F	Flood (extra clear glass)
		D	Diffuse (frosted glass)
Example		MI 2 0 IPT S N B 7 Z L	

INCLUDED ACCESSORIES

Code	Description
-	3.28' (1 m) length cable -05RN-F
-	Housing box

AVAILABLE ACCESSORIES

Code	Description
0404M009	Single connection IP68

mira 45

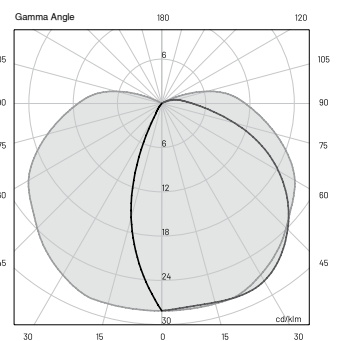
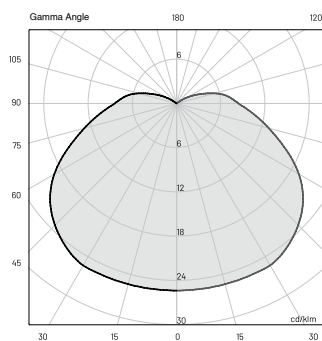
| 2W

360° • SINGLE 180° • SINGLE 120° • DOUBLE 120° • QUADRUPLE

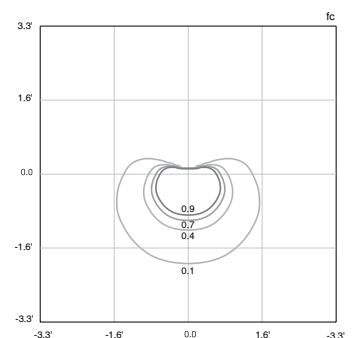


TECHNICAL SPECIFICATIONS

	360°	SINGLE 180°
Source lamp	LED 2W	LED 2W
Total wattage	2W	2W
Voltage	24VDC	24VDC
Control	Power supply not included • dimmable on request	Power supply not included • dimmable on request
Light color	3000K • 4000K • other colors on request	3000K • 4000K • other colors on request
Delivered lumens *Lumens at source	20 lm (160 lm*) @ 3000K 20 lm (160 lm*) @ 4000K	14 lm (160 lm*) @ 3000K 14 lm (160 lm*) @ 4000K
Luminous efficacy	10 lm/W @ 3000K 10 lm/W @ 4000K	7 lm/W @ 3000K 7 lm/W @ 4000K
McADAM steps	3	3
Beam	360°	180°
CRI	> 90	> 90
Life time	L70 > 50.000 h Ta 40°C	L70 > 50.000 h Ta 40°C
IP rating	IP67	IP67
IK rating	IK08	IK08

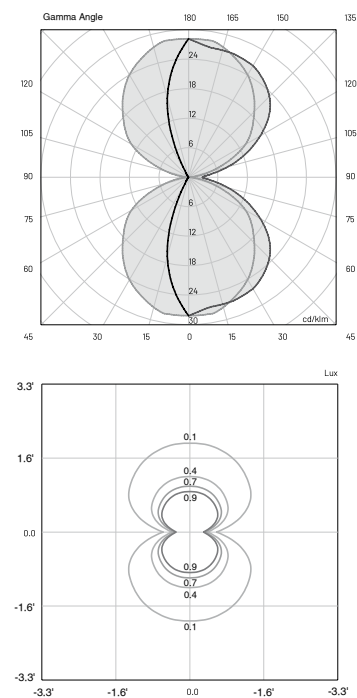
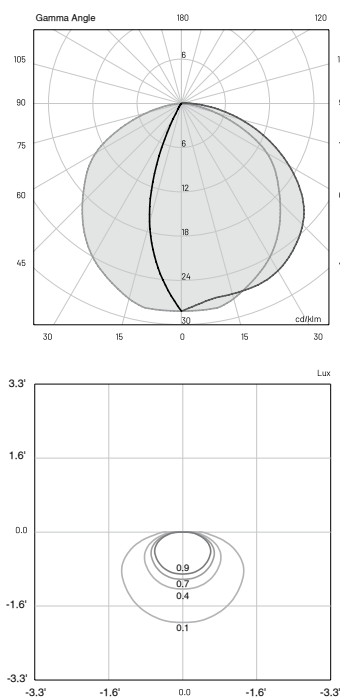


H (ft)	fc		Ø (ft)
	(3000K)	(4000K)	
3.28'	0.4	0.4	25.92'
6.56'	0.1	0.1	51.84'
9.84'	0	0	77.76'
13.12'	0	0	103.67'
16.40'	0	0	129.59'



TECHNICAL SPECIFICATIONS

	SINGLE 120°	DOUBLE 120°
Source lamp	LED 2W	LED 2W
Total wattage	2W	2W
Voltage	24VDC	24VDC
Control	Power supply not included • dimmable on request	Power supply not included • dimmable on request
Light color	3000K • 4000K • other colors on request	3000K • 4000K • other colors on request
Delivered lumens *Lumens at source	10 lm (160 lm*) @ 3000K 10 lm (160 lm*) @ 4000K	20 lm (160 lm*) @ 3000K 20 lm (160 lm*) @ 4000K
Luminous efficacy	5 lm/W @ 3000K 5 lm/W @ 4000K	10 lm/W @ 3000K 10 lm/W @ 4000K
McADAM steps	3	3
Beam	120°	120° / 120°
CRI	> 90	> 90
Life time	L70 > 50.000 h Ta 40°C	L70 > 50.000 h Ta 40°C
IP rating	IP67	IP67
IK rating	IK08	IK08



mira 45

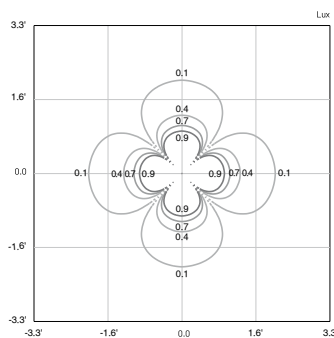
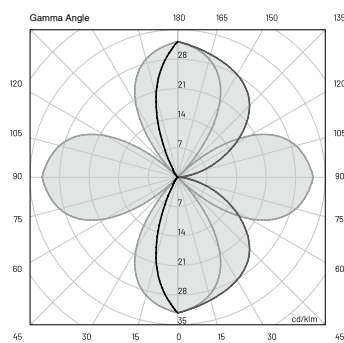
| 2W

360° • SINGLE 180° • SINGLE 120° • DOUBLE 120° •
QUADRUPLE



TECHNICAL SPECIFICATIONS

	QUADRUPLE
Source lamp	LED 2W
Total wattage	2W
Voltage	24VDC
Control	Power supply not included • dimmable on request
Light color	3000K • 4000K • other colors on request
Delivered lumens *Lumens at source	24 lm (160 lm*) @ 3000K 24 lm (160 lm*) @ 4000K
Luminous efficacy	12 lm/W @ 3000K 12 lm/W @ 4000K
McADAM steps	3
Beam	Quadruple
CRI	> 90
Life time	L70 > 50.000 h Ta 40°C
IP rating	IP67
IK rating	IK08



MATERIALS

Body	Extruded aluminum EN AW6060
Diffuser	Opal polycarbonate
Finishing	Anodized

ORDER CODE

MI 2 0 IPT	B 7 Z		
		Finishing	H Gray
			L Graphite
		Light color	N 4000K
			H 3000K
		Beam	X 360°
			T 180°
			V 120°
			7 Double 120°
			9 Quadruple

Example MI 2 0 IPT X N B 7 Z L

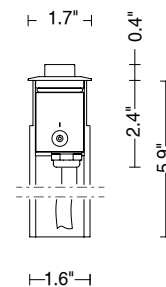
INCLUDED ACCESSORIES

Code	Description
-	3.28' (1 m) length cable -05RN-F
-	Housing box

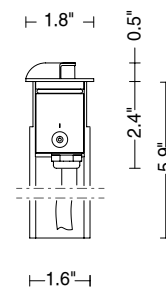
AVAILABLE ACCESSORIES

Code	Description
0404M009	Single connection IP68

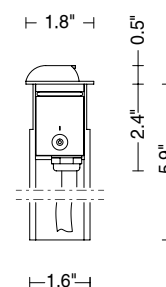
360°



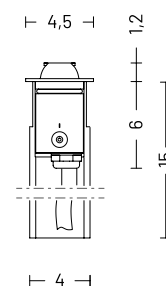
180°



120°



double 120°



quadruple

