

MIRA 65

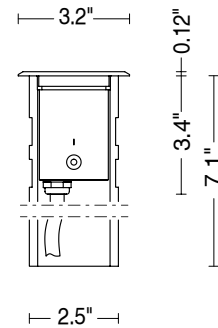
MIRA 65 is a compact, recessed LED uplight suitable for outdoor installation, illuminating paths with precision as well as minimum impact. It is available with 10 different optics and 2 standard finishes, gray or graphite. Also available for wall installation.



TECHNICAL DATA

Wattage	5W	
Power Supply	Remote 24VDC, not included. See page 2.	
Construction	Body: Extruded Aluminum Lens: Extra Clear or Frosted Tempered Glass	
CCT	3000K	
BUG Rating	B0-U2-G0 (double 120°, 120°, 180°, quadruple) B0-U3-G0 (Diffuse, 30°, 40°, 360°, 12°)	
CRI	>80	
Delivered Lumens	294 lm (Medium) 93 lm (Diffuse) 86 lm (360°) 33 lm (180°)	21 lm (120°) 42 lm (Double 120°) 43 lm (Quadruple)
Efficacy	58.8 lm/W (Medium) 18.6 lm/W (Diffuse) 17.2 lm/W (360°) 6.6 lm/W (180°)	4.2 lm/W (120°) 8.4 lm/W (120°/120°) 8.6 lm/W (Quadruple)
Optics	10 Standard, See Below	
Finishes	Gray or Graphite	
Fixture Dimensions	Ø3.1" x 7.1"	
Lumen Maintenance	L70 >50,000hrs (Ta 40°C)	
Color Consistency	3-Step MacAdam	
IP Rating	IP67	
Impact Resistance	IK08	

Fixture Dimensions



Spot - Flood - Diffuse - Medium

See page 2
for other dimensions

ORDERING INFORMATION

Example: LNMI30IPTDHBZ1.US. Accessories / Power Supplies ordered separately.

LNMI30IPT					US
Model No.	Optics	CCT	CRI	Finish	
LNMI30IPT	M - Medium 30° (extra clear glass) ONLY >80 D - Diffuse 90° (frosted glass) ONLY >80 X - 360° T - 180° V - 120° 7 - Double 120° 9 - Quadruple S - Spot 12° (extra clear glass) ONLY >90 F - Flood 40° (extra clear glass) ONLY >90 D - Diffuse 90° (frosted glass) ONLY >90	H - 3000K N - 4000K <i>Only available on CRI>90</i>	A10 - CRI>80 B7Z - CRI>90	H - Gray L - Graphite	US

Job Name/Date:

Fixture Type Designation:

SUGGESTED POWER SUPPLIES

24VDC

Part Number	Description	Input/Output	# of Fixtures
PPLT00632	0-10V Dimming (Dim to Off)	120-277VAC to 24VDC, 12W, Class 2, DAMP	1-1
PPLT00709	ELV / TRIAC & 0-10V Dimming	120-277VAC to 24VDC, 96W, Class 2, DAMP	1-15
PPLT00543	0-10V Dimming to 15% (-40°C / -40°F cold weather start)	120-277VAC to 24VDC, 100W Class 2, IP67	1-16

For other power supply options consult factory.

ACCESSORIES - Installation

(included)

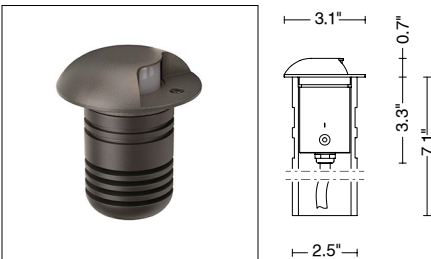
3.28' (1 m) length cable -05RN-F

Housing Box

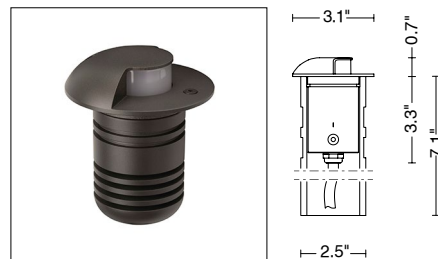
Also available: Single Connection IP68

VARIATIONS

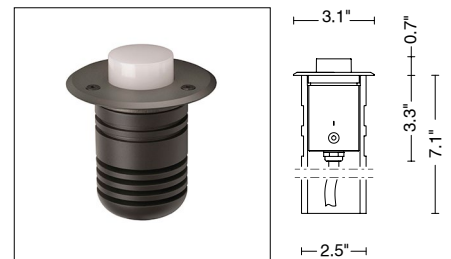
120°



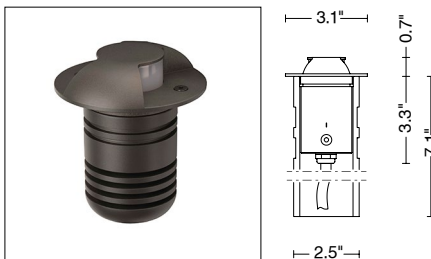
180°



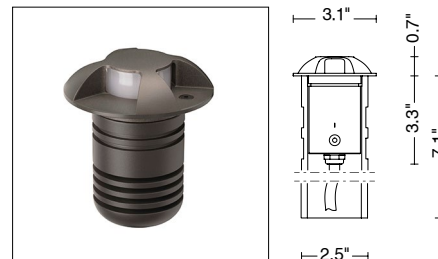
360°



Double 120°



Quadruple

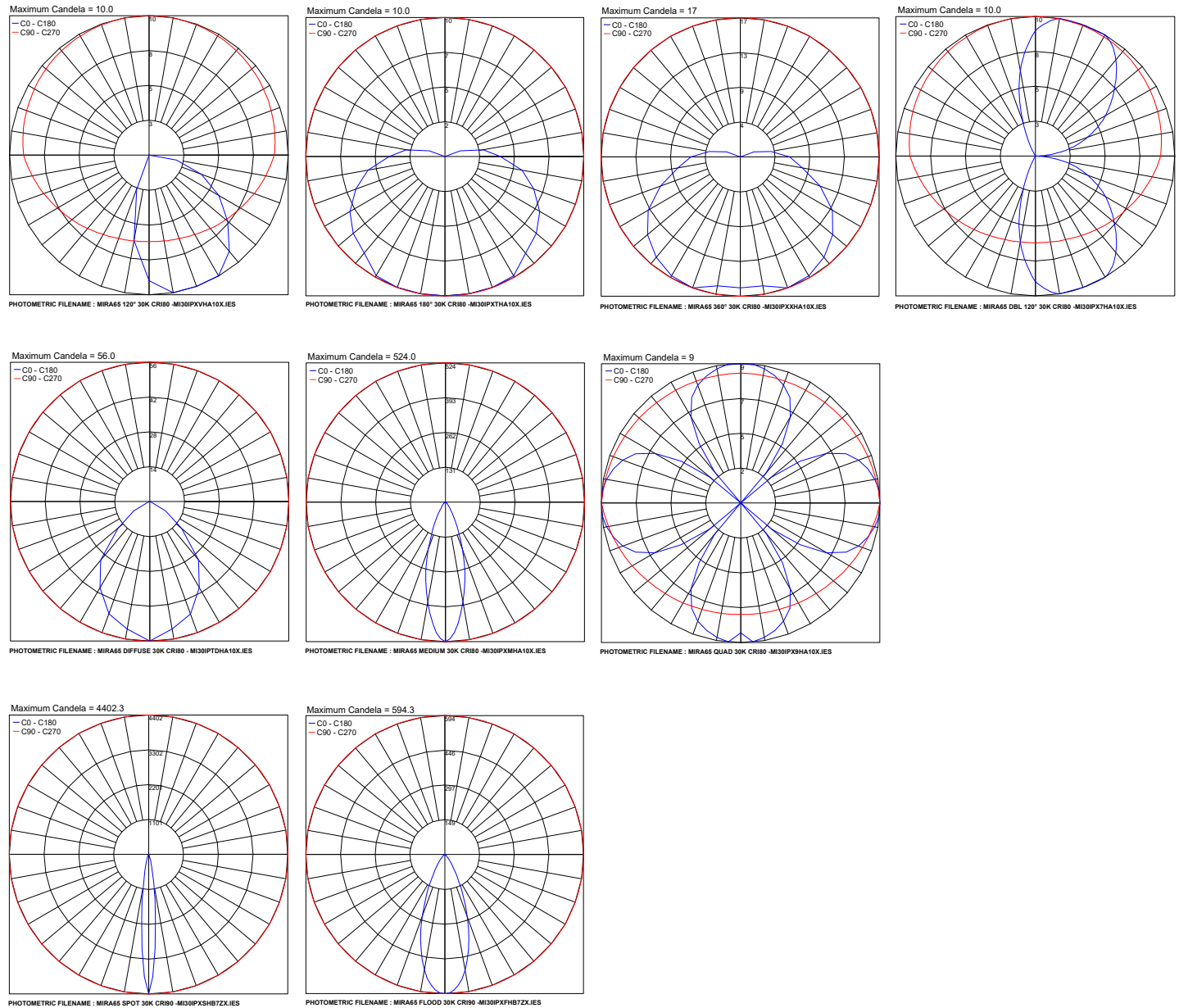


Job Name/Date:

Fixture Type Designation:

PHOTOMETRIC DATA

Note: All photometric data is 3000K



Job Name/Date:

Fixture Type Designation: