



INSTRUCTIONS PERTAINING TO RISK OF FIRE OR INJURY TO PERSONS. READ ALL INSTRUCTIONS. IMPORTANT SAFETY INSTRUCTIONS. SAVE THESE INSTRUCTIONS.

DANGER - RISK OF SHOCK - DISCONNECT POWER BEFORE INSTALLATION! Please read all instructions before installation.

- Keep these instructions for future reference.
- Must be installed by a qualified electrician in accordance with national and local standards. Designplan is not responsible for fixtures installed without regard to these standards.
- The main power connection must be in accordance with local electrical codes.
- Unauthorized alterations or tampering of product voids warranty.
- Suitable for OUTDOOR applications.









IP66 IK10

ATTENTION: For Wall/Ceiling - It is the contractor's responsibility to caulk around all the edges between the fixture and the mounting surface to satisfy wet label requirements. Contractor **MUST** use gel-filled wire nuts.

Maintenance

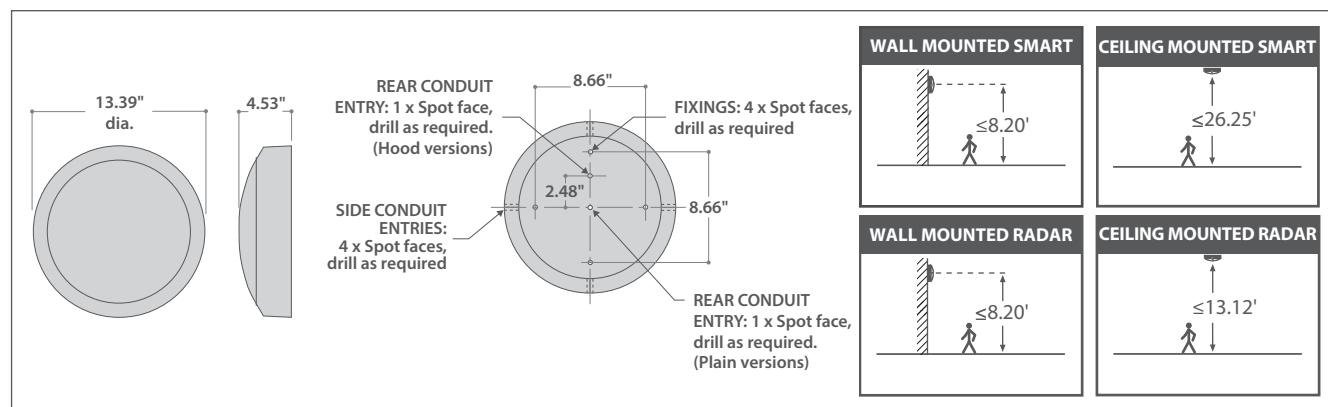
Scheduled maintenance must be carried out once a year on all lighting devices, regardless of appliance class and type of use. It must include the following operations:

- Periodically clean fixtures to remove dirt from gratings and screw heads.
- Check tightness of screws on various parts of the device.
- Check that all cable glands and cables are intact and tight. Check that the glass or plastic screen is intact, and replace it if broken or damaged.
- The internal components such as the ballast, driver, washers and screws must not show clear signs of oxidation or rust. Clear traces of rust and oxidation will indicate the presence of water inside the device.
- In the case of damage, the components must be replaced by original components or spare parts.

LED	 PLAIN	 HOOD	LBS	 PLAIN AND GRILL	 HOOD AND GRILL	LBS	 LIGATURE RESISTANT	LBS
11W	✓	-	≈6.61	✓	-	≈7.05	-	-
15W	-	✓	≈6.61	-	✓	≈7.05	-	-
16W	✓	-	≈6.61	✓	-	≈7.05	✓	≈7.50
<i>i</i>  , AutoTest & ScanlightAT + 0.66 lbs Smart + 0.22 lbs								



Do not stare at operating lamp.
May be harmful to the eyes.

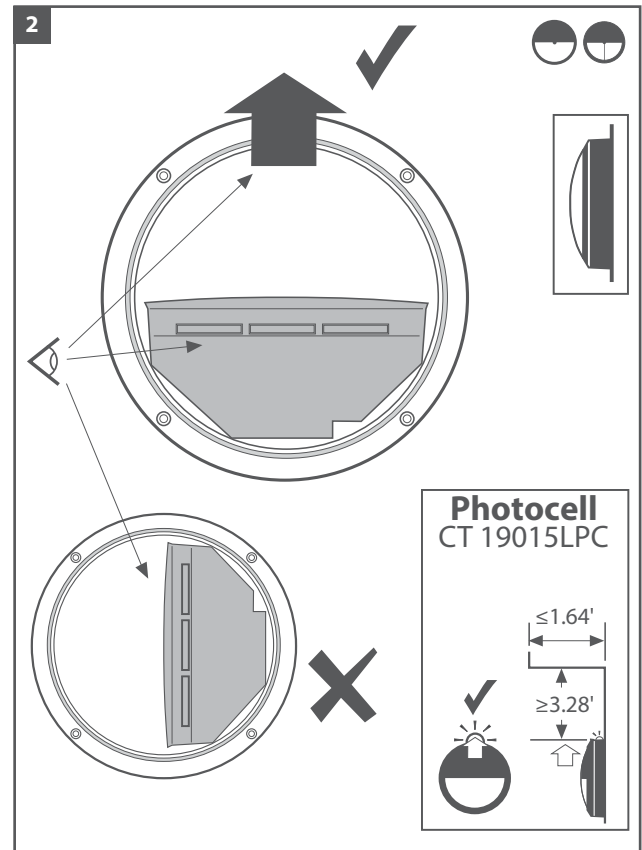
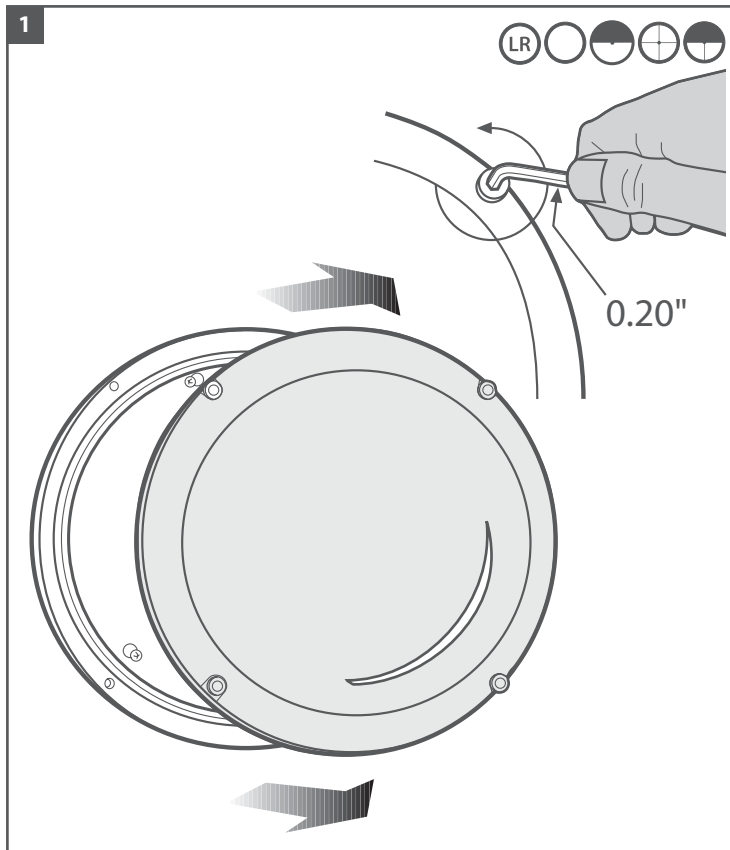


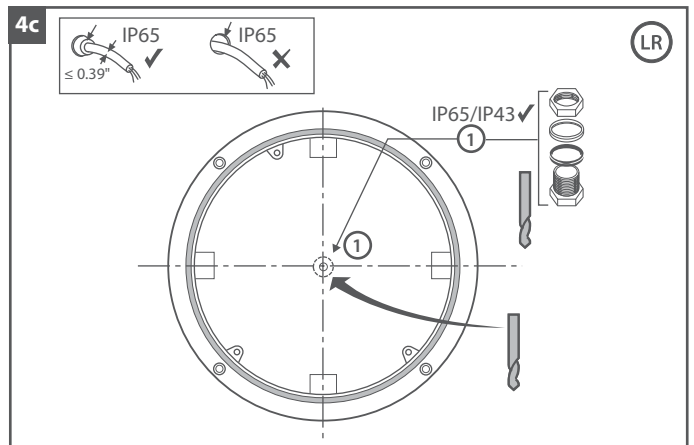
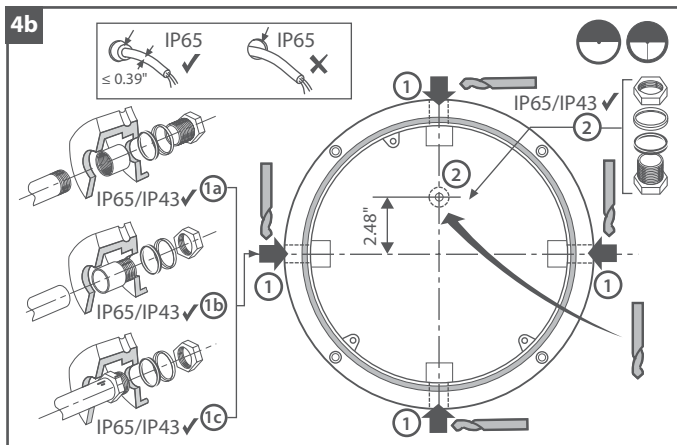
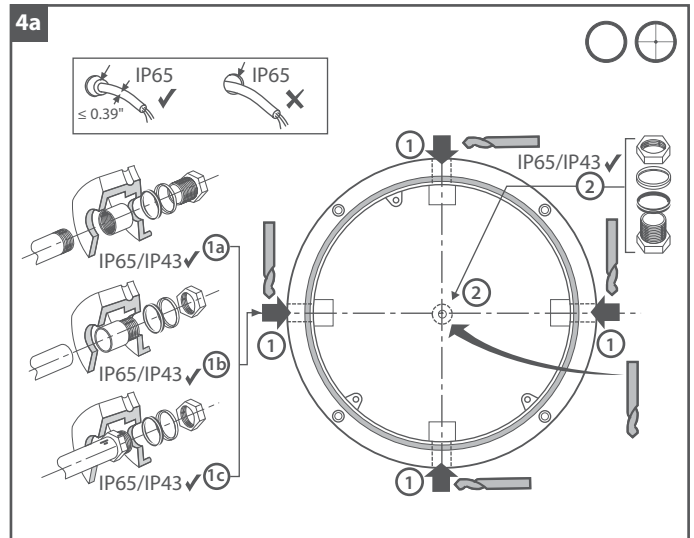
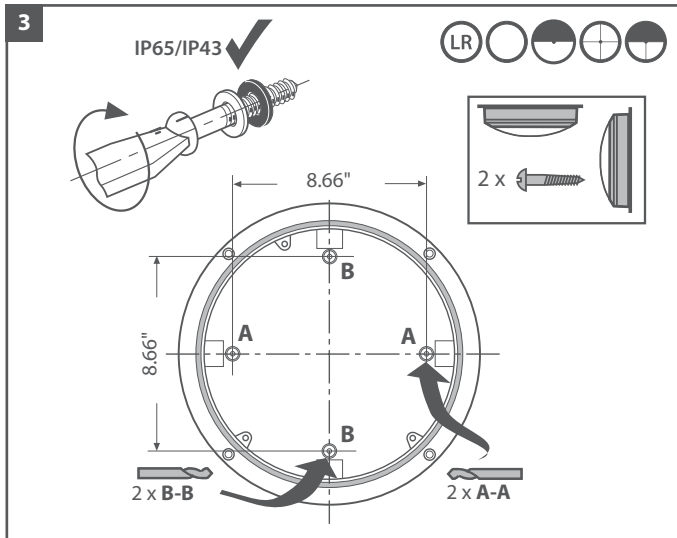
COBALT LR

16W, INTEGRAL 120-277VAC

designplan®

installation instructions





IF APPLICABLE:

