

QUAD 1 / 2

Quad is a square luminaire suitable for outdoor installation on ceilings or walls, and available with 1, 2, 3 or 4 light beams and high impact resistance. Quad 1 is the one light beam version. Quad 2 is the two light beam version. Both are available in 3 optic options, and 5 standard finishes.

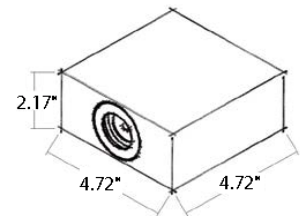


TECHNICAL DATA

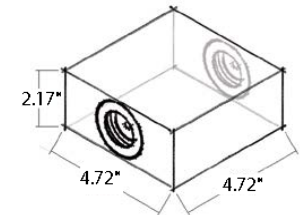
Wattage / Input	2.2W (24VDC - Quad 1) 2 x 2.2W (24VDC - Quad 2 / 2.L)
Power Supply	Remote, not included. See page 2.
Construction	Body: Anticorodal Aluminum (<i>Anodizing Treatment</i>) Lens: Tempered, Extra Clear Glass Cable Length: 1.64'
CCT	3000K, 4000K
BUG Rating	B0-U1-G0 (3000K)
Delivered Lumens	214 lm (3000K - Quad 1) 2 x 214 lm (3000K - Quad 2 / 2.L)
Efficacy	97.3 lm/W (3000K - Quad 1) 2 x 97.3 lm/W (3000K - Quad 2 / 2.L)
Optics	12°, 25°, 40°
Finishes	5 Standard, See Below
Fixture Dimensions	4.72" x 4.72" x 2.17" h
Color Consistency	<3-Step MacAdam
IP Rating	IP66
Impact Resistance	IK09

Fixture Dimensions

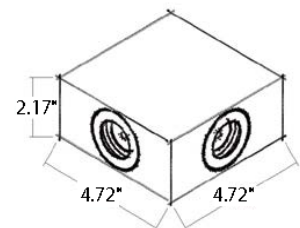
QUAD 1



QUAD 2



QUAD 2.L



ORDERING INFORMATION

Example: LM02.100139.US.03.SP.BP. Accessories / Power Supplies ordered separately.

<input type="text"/>	<input type="text"/>	<input type="text"/>	<input type="text"/>
Model No.	Finish	Optic	CCT
LM02.100139.US (Quad 1)	01 - White	SP - 12°	BP - 3000K
LM02.100140.US (Quad 2)	02 - Black	MD - 25°	BF - 4000K
LM02.100142.US (Quad 2.L)	03 - Gray	FL - 40°	
	04 - Cor-ten		
	11 - Anthracite		

Job Name/Date:

Fixture Type Designation:

SUGGESTED POWER SUPPLIES

24VDC

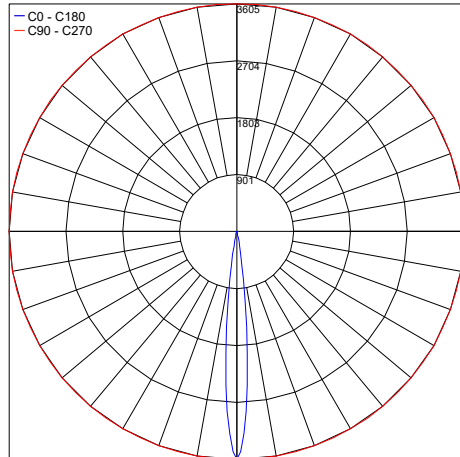
Part Number	Description	Input/Output	# of Fixtures		
			Quad 1	Quad 2	Quad 2.L
PPLT00128	Non-Dim	120VAC to 24VDC, 6W, Class 2, IP65	1-2	1-1	1-1
PPLT00632	ELV/TRIAC & 0-10V Dimming (100-0%)	120-277VAC to 24VDC, 12W, Class 2	1-4	1-2	1-2
PPLT00155	Non-Dim	120VAC to 24VDC, 30W, Class 2	1-10	1-5	1-5
PPLT00157	Non-Dim	120VAC to 24VDC, 60W, Class 2	1-21	1-10	1-10
PPLT00627	ELV/TRIAC & 0-10V Dimming (100-0%)	120-277VAC to 24VDC, 96W, Class 2, IP67	1-34	1-17	1-17
PPLT00158	Non-Dim	120VAC to 24VDC, 100W, Class 2	1-36	1-18	1-18
PPLT00543	0-10V Dimming to 15% (-40°C / -40°F cold weather start)	120-277VAC to 24VDC, 100W, Class 2	1-36	1-18	1-18

For other power supply options consult factory.

PHOTOMETRIC DATA

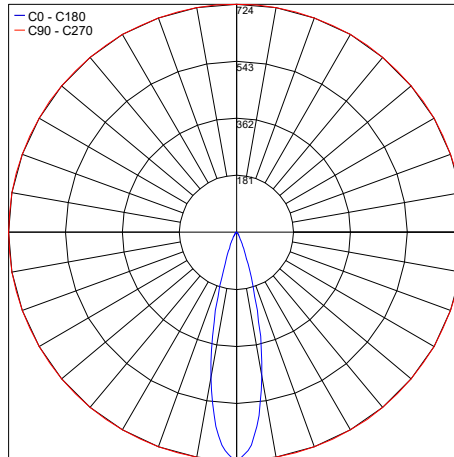
Note: All photometric data is 3000K

Maximum Candela = 3604.3



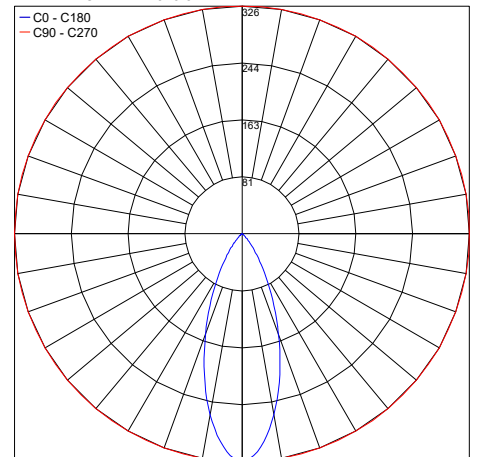
PHOTOMETRIC FILENAME : QUAD 1 - 30K 12° LM02.100139.XX.SP.XX.IES

Maximum Candela = 723.7



PHOTOMETRIC FILENAME : QUAD 1 - 30K 25° LM02.100139.XX.MD.XX.IES

Maximum Candela = 325.8



PHOTOMETRIC FILENAME : QUAD 1 - 30K 40° LM02.100139.XX.FL.XX.IES

Job Name/Date:

Fixture Type Designation: