

Slot is an IP66-rated, round bollard for use in outdoor installations, that has 'slots' where the light beams illuminate from. **It is available with illuminated top (1T, 2T, 3T), or without an illuminated top (1, 2, 3),** 3 sizes of each style, and 5 standard finishes.



Fixture Dimensions - See page 2

TECHNICAL DATA

Wattage	6W (Slot 1), 18W (Slot 2), 30W (Slot 3), Illuminated Top Versions: 6W+2.2W (Slot 1T), 18W +2.2W (Slot 2T), 30+2.2W (Slot 3T)
Power Supply	Remote, not included. Consult Factory.
Construction	Body: Extruded Aluminum (Stainless Steel on request) Lens & Internal Housing: Opal PMMA (Acrylic) Head Light Option: Opal PMMA (Acrylic) Cable Length: 19.7"
CCT	3000K, 4000K
BUG Rating	—
Delivered Lumens	930 lm (Slot 1 - 3000K) + 214 lm top (Slot 1T) 2790 lm (Slot 2 - 3000K) + 214 lm top (Slot 2T) 4650 lm (Slot 3 - 3000K) + 214 lm top (Slot 3T)
Efficacy	155 lm/W (3000K)
Optics	Diffuse
Finishes	5 Standard, See Below
Fixture Dimensions	Ø3.94" x 13.78" h Ø3.94" x 37.40" h Ø3.94" x 61.02" h
Color Consistency	<3-Step MacAdam
IP Rating	IP66
Impact Resistance	IK10

ORDERING INFORMATION

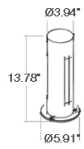
Example: LM05.101222.US.03.DI.BP. Accessories / Power Supplies ordered separately.

<input type="text"/>	<input type="text"/>	<input type="text"/>	<input type="text"/>	<input type="text"/>
Model No.	Finish	Optic	CCT	Top LED
LM05.101221.US (Slot 1 - WITHOUT Illuminated Top)	01 - White	DI - Diffuse	BP - 3000K	RE - Red
LM05.101222.US (Slot 2 - WITHOUT Illuminated Top)	02 - Black		BF - 4000K	GR - Green
LM05.101223.US (Slot 3 - WITHOUT Illuminated Top)	03 - Gray			BL - Blue
LM05.101224.US (Slot 1T - With Illuminated Top)	04 - Cor-ten			NOTE: Only for use with the 'T' model numbers
LM05.101225.US (Slot 2T - With Illuminated Top)	11 - Anthracite			
LM05.101226.US (Slot 3T - With Illuminated Top)				

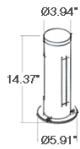
Job Name/Date:

Fixture Type Designation:

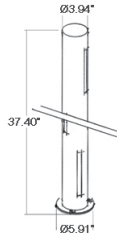
FIXTURE DIMENSIONS



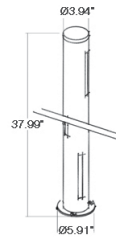
SLOT 1



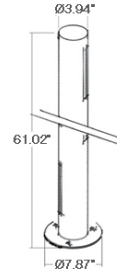
SLOT 1T



SLOT 2



SLOT 2T



SLOT 3



SLOT 3T

SUGGESTED POWER SUPPLIES

Consult Factory

ACCESSORIES - Installation



Anchor Plate
LM20.100369 (for Slot 1, 1T, 2, 2T)



Anchor Plate
LM20.101235 (for Slot 3, 3T, 4, 4T)

PHOTOMETRIC DATA

Coming Soon

Job Name/Date:

Fixture Type Designation: