

Flat Evo is a surface-mounted, outdoor floodlight suitable for installation on walls, ceilings or floors. Flat Evo 3 has 8 LEDs and is available in 2 color temperatures and a variety of optics options including asymmetric (COB) version.



Flat Evo 3.0 - Optics



Flat Evo 3.0 - Asymmetric

Fixture Dimensions - SEE PAGE 2

TECHNICAL DATA

Wattage	16.2W (Flat Evo 3) 17.8W (Flat Evo 3 COB)
Power Supply	Remote 24VDC, not included. See page 2.
Construction	Body: Anticorodal Aluminum (Anodizing Treatment) Lens: Tempered, Extra Clear glass Cable Length: 1.64'
CCT	3000K, 4000K
BUG Rating	B2-U1-G0 (Flat Evo 3 - 3000K, 25°)
Delivered Lumens	2040 lm (3000K - Flat Evo 3) 2809 lm (3000K - Flat Evo 3 COB)
Efficacy	125.9 lm/W (3000K - Flat Evo 3) 157.8 lm/W (3000K - Flat Evo 3 COB)
Optics	7 Available, See Below
Finishes	5 Standard, See Below
Fixture Dimensions	5.91" x 10.24" x 1.57" h
Color Consistency	<3-Step MacAdam
IP Rating	IP66
Impact Resistance	IK08

ORDERING INFORMATION

Example: LM07.104052.US.03.MD.BP. Accessories / Power Supplies ordered separately.

LM03.104052.US . . .

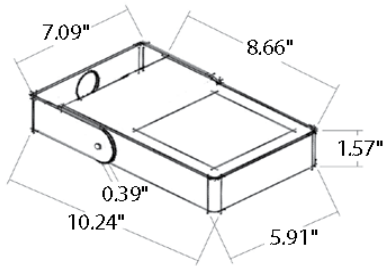
Model No.	Finish	Optic	CCT
LM03.104052.US (Flat Evo 3.0)	01 - White 02 - Black 03 - Aluminum 04 - Cor-ten 11 - Anthracite	SP - 10° MD - 25° FL - 40° RD - Road AS - Asym (COB) VE - Vert. Elliptical HE - Horiz. Elliptical	BP - 3000K BF - 4000K

Job Name/Date:

Fixture Type Designation:

FIXTURE DIMENSIONS

Flat Evo 3.0



SUGGESTED POWER SUPPLIES

24VDC

Part Number	Description	Input/Output	# of Fixtures
PPLT00155	Non-Dim	120VAC to 24VDC, 30W, Class 2	1-1
PPLT00157	Non-Dim	120VAC to 24VDC, 60W, Class 2	1-2
PPLT00627	ELV/TRIAC & 0-10V Dimming (100-0%)	120-277VAC to 24VDC, 96W, Class 2, IP67	1-4
PPLT00158	Non-Dim	120VAC to 24VDC, 100W, Class 2	1-4
PPLT00543	0-10V Dimming to 15% (-40°C / -40°F cold weather start)	120-277VAC to 24VDC, 100W, Class 2	1-4

For other power supply options consult factory.

ACCESSORIES



45° Screen

LM20.104188 - Flat Evo 3.0
5.9" x 8.7" x 6.7"



Protection Grid

LM20.104346 - Flat Evo 3.0
5.9" x 8.7"

Job Name/Date:

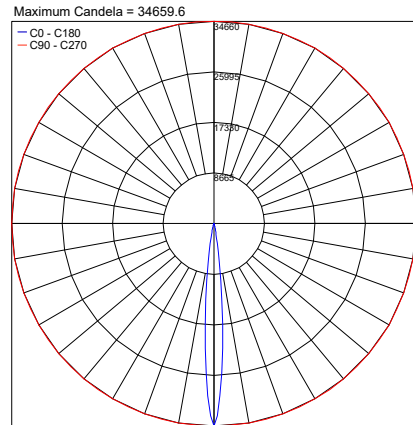
Fixture Type Designation:

PHOTOMETRIC DATA

Note: All photometric data is 3000K

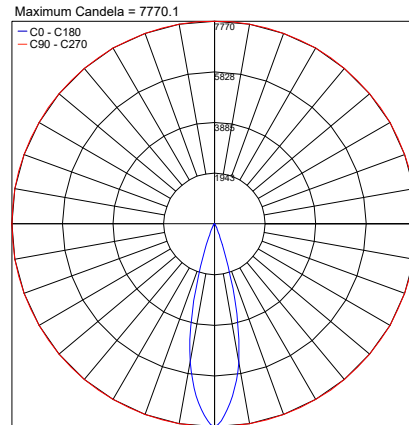
Flat Evo 3

10°



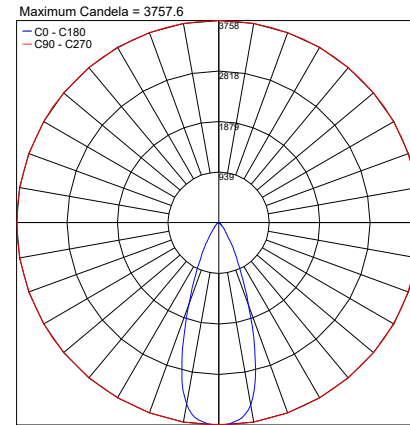
PHOTOMETRIC FILENAME : FLAT EVO 3 LM03.104052.XX.SP.BP.IES

25°



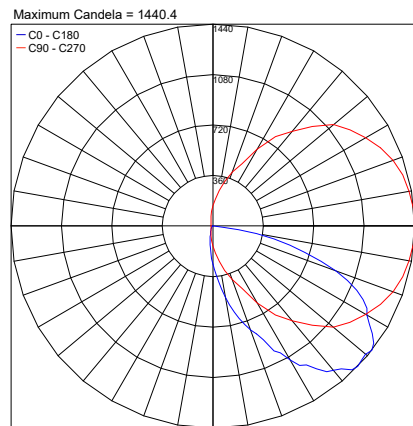
PHOTOMETRIC FILENAME : FLAT EVO 3 LM03.104052.XX.MD.BP.IES

40°



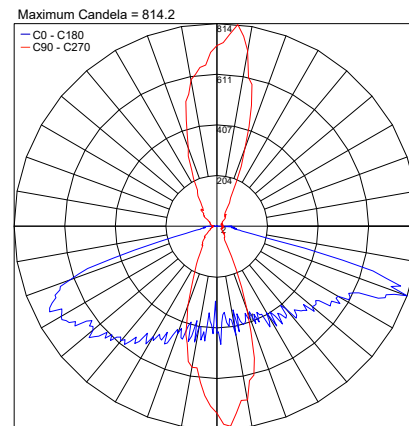
PHOTOMETRIC FILENAME : FLAT EVO 3 LM03.104052.XX.FL.BP.IES

Asymmetric



PHOTOMETRIC FILENAME : FLAT EVO 3 LM03.104052.XX.AS.BP.IES

Road



PHOTOMETRIC FILENAME : FLAT EVO 3 LM03.104052.XX.RD.BP.IES

Job Name/Date:

Fixture Type Designation: