

# FLAT EVO 4



datasheet

Flat Evo is a surface-mounted, outdoor floodlight suitable for installation on walls, ceilings or floors. Flat Evo 4 has 16 LEDs and is available in 2 color temperatures and a variety of optics options.



Flat Evo 4.0



Flat Evo 4.0 (Asymmetric)

Fixture Dimensions - SEE PAGE 2

## TECHNICAL DATA

<b>Wattage</b>	32.5W (Flat Evo 4) 25.7W (Flat Evo 4 COB)
<b>Power Supply</b>	Remote 24VDC, not included. See page 2.
<b>Construction</b>	Body: Anticorodal Aluminum (Anodizing Treatment) Lens: Tempered, Extra Clear glass Cable Length: 1.64'
<b>CCT</b>	3000K, 4000K
<b>BUG Rating</b>	B3-U1-G0 (Flat Evo 4 - 3000K, 25°)
<b>Delivered Lumens</b>	4240 lm (3000K - Flat Evo 4) 3810 lm (3000K - Flat Evo 4 COB)
<b>Efficacy</b>	130.5 lm/W (3000K - Flat Evo 4) 148.2 lm/W (3000K - Flat Evo 4 COB)
<b>Optics</b>	7 Available, See Below
<b>Finishes</b>	5 Standard, See Below
<b>Fixture Dimensions</b>	7.87" x 12.20" x 1.57" h
<b>Color Consistency</b>	<3-Step MacAdam
<b>IP Rating</b>	IP66
<b>Impact Resistance</b>	IK08

## ORDERING INFORMATION

Example: LM07.104053.US.03.MD.BP. Accessories / Power Supplies ordered separately.

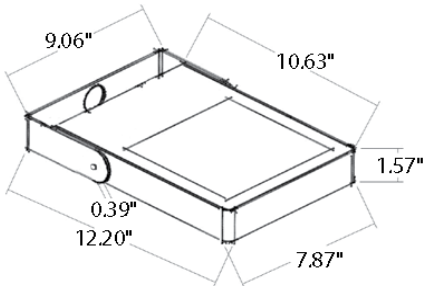
LM03.104053.US	.	.	.	.
Model No.	Finish	Optic	CCT	
LM03.104053.US (Flat Evo 4.0)	01 - White 02 - Black 03 - Aluminum 04 - Cor-ten 11 - Anthracite	SP - 10° MD - 25° FL - 40° RD - Road AS - Asym (COB) VE - Vert. Elliptical HE - Horiz. Elliptical	BP - 3000K BF - 4000K	

Job Name/Date:

Fixture Type Designation:

## FIXTURE DIMENSIONS

Flat Evo 4.0



## SUGGESTED POWER SUPPLIES

24VDC

Part Number	Description	Input/Output	# of Fixtures
<a href="#">PPLT00155</a>	Non-Dim	120VAC to 24VDC, 30W, Class 2	—
<a href="#">PPLT00157</a>	Non-Dim	120VAC to 24VDC, 60W, Class 2	1-1
<a href="#">PPLT00627</a>	ELV/TRIAC & 0-10V Dimming (100-0%)	120-277VAC to 24VDC, 96W, Class 2, IP67	1-2
<a href="#">PPLT00158</a>	Non-Dim	120VAC to 24VDC, 100W, Class 2	1-2
<a href="#">PPLT00543</a>	0-10V Dimming to 15% (-40°C / -40°F cold weather start)	120-277VAC to 24VDC, 100W, Class 2	1-2

For other power supply options consult factory.

## ACCESSORIES



45° Screen

**LM20.104189** - Flat Evo 4.0  
7.9" x 10.6" x 7.9"



Protection Grid

**LM20.104192** - Flat Evo 4.0  
7.9" x 10.6"

Job Name/Date:

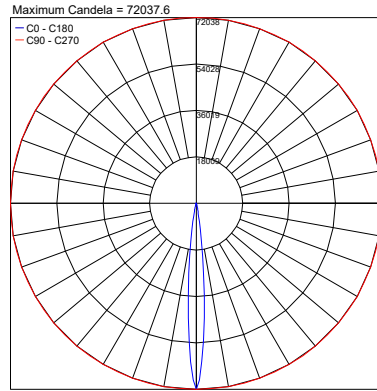
Fixture Type Designation:

## PHOTOMETRIC DATA

Note: All photometric data is 3000K

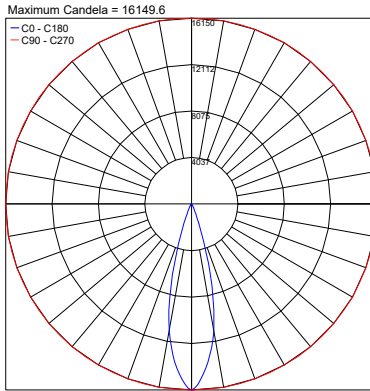
Flat Evo 4

10°



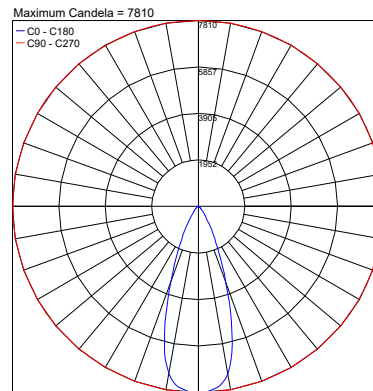
PHOTOMETRIC FILENAME : FLAT EVO 4 LM03.104053.XX.SP.BPIES

25°



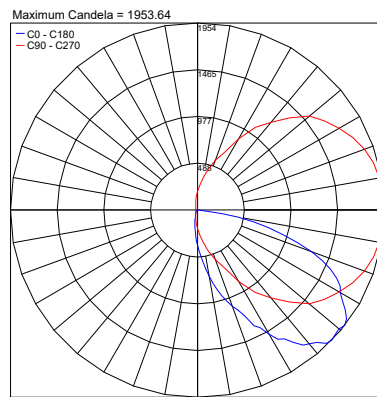
PHOTOMETRIC FILENAME : FLAT EVO 4 LM03.104053.XX.MD.BPIES

40°



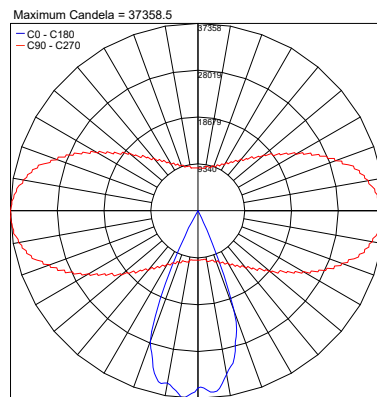
PHOTOMETRIC FILENAME : FLAT EVO 4 LM03.104053.XX.FL.BPIES

## Asymmetric



PHOTOMETRIC FILENAME : FLAT EVO 4 LM03.104053.XX.AS.BPIES

## Horizontal Elliptical



PHOTOMETRIC FILENAME : FLAT EVO 4 LM03.104053.XX.HE.BPIES

Job Name/Date:

Fixture Type Designation: