

Flat Evo is a surface-mounted, outdoor floodlight suitable for installation on walls, ceilings or floors. Flat Evo 4 has 16 LEDs and is available in 2 color temperatures and a variety of optics options.



Flat Evo 4.0



Flat Evo 4.0 (Asymmetric)

Fixture Dimensions - SEE PAGE 2

TECHNICAL DATA

Wattage	32.5W (Flat Evo 4) 25.7W (Flat Evo 4 COB)
Power Supply	Remote 24VDC, not included. See page 2.
Construction	Body: Anticorodal Aluminum (Anodizing Treatment) Lens: Tempered, Extra Clear glass Cable Length: 1.64'
CCT	3000K, 4000K
BUG Rating	B3-U1-G0 (Flat Evo 4 - 3000K, 25°)
Delivered Lumens	4240 lm (3000K - Flat Evo 4) 3810 lm (3000K - Flat Evo 4 COB)
Efficacy	130.5 lm/W (3000K - Flat Evo 4) 148.2 lm/W (3000K - Flat Evo 4 COB)
Optics	7 Available, See Below
Finishes	5 Standard, See Below
Fixture Dimensions	7.87" x 12.20" x 1.57" h
Color Consistency	<3-Step MacAdam
IP Rating	IP66
Impact Resistance	IK08

ORDERING INFORMATION

Example: LM07.104053.US.03.MD.BP. Accessories / Power Supplies ordered separately.

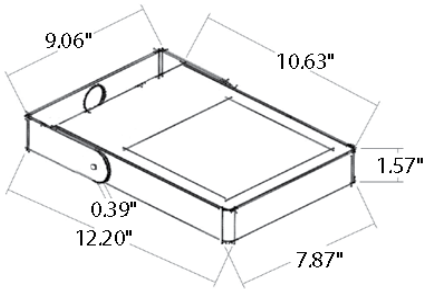
LM03.104053.US	.		.		.	
Model No.	Finish	Optic	CCT			
LM03.104053.US (Flat Evo 4.0)	01 - White	SP - 10°	BP - 3000K			
	02 - Black	MD - 25°	BF - 4000K			
	03 - Aluminum	FL - 40°				
	04 - Cor-ten	RD - Road				
	11 - Anthracite	AS - Asym (COB)				
		VE - Vert. Elliptical				
		HE - Horiz. Elliptical				

Job Name/Date:

Fixture Type Designation:

FIXTURE DIMENSIONS

Flat Evo 4.0



SUGGESTED POWER SUPPLIES

24VDC

Part Number	Description	Input/Output	# of Fixtures
PPLT00155	Non-Dim	120VAC to 24VDC, 30W, Class 2	—
PPLT00157	Non-Dim	120VAC to 24VDC, 60W, Class 2	1-1
PPLT00158	Non-Dim	120VAC to 24VDC, 100W, Class 2	1-2
PPLT00543	0-10V Dimming to 15% (-40°C / -40°F cold weather start)	120-277VAC to 24VDC, 100W, Class 2	1-2

For other power supply options consult factory.

ACCESSORIES



45° Screen

LM20.104189 - Flat Evo 4.0
7.9" x 10.6" x 7.9"



Protection Grid

LM20.104192 - Flat Evo 4.0
7.9" x 10.6"

Job Name/Date:

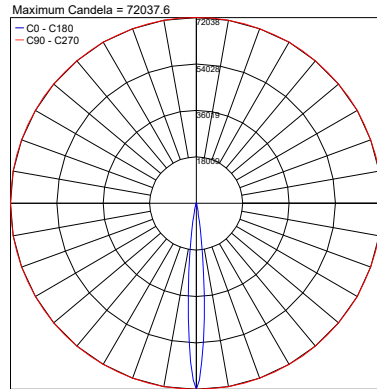
Fixture Type Designation:

PHOTOMETRIC DATA

Note: All photometric data is 3000K

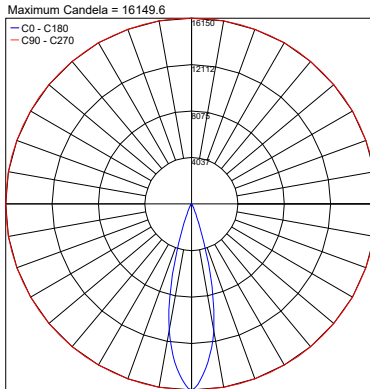
Flat Evo 4

10°



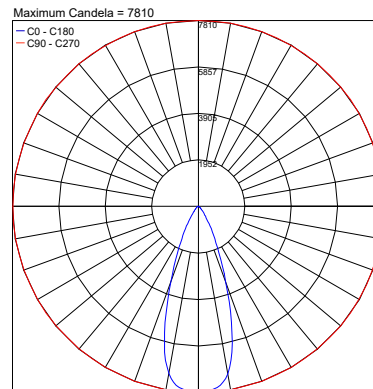
PHOTOMETRIC FILENAME : FLAT EVO 4 LM03.104053.XX.SP.BPIES

25°



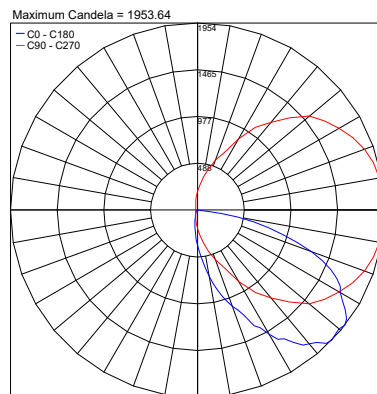
PHOTOMETRIC FILENAME : FLAT EVO 4 LM03.104053.XX.MD.BPIES

40°



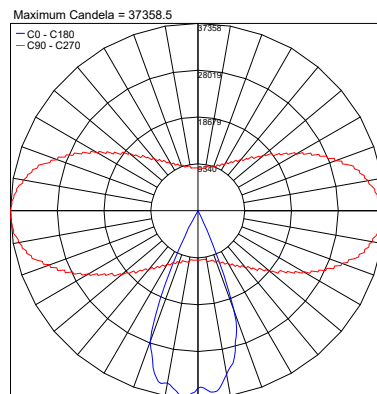
PHOTOMETRIC FILENAME : FLAT EVO 4 LM03.104053.XX.FL.BPIES

Asymmetric



PHOTOMETRIC FILENAME : FLAT EVO 4 LM03.104053.XX.AS.BPIES

Horizontal Elliptical



PHOTOMETRIC FILENAME : FLAT EVO 4 LM03.104053.XX.HE.BPIES

Job Name/Date:

Fixture Type Designation: