

# ROUND EVO 2



datasheet

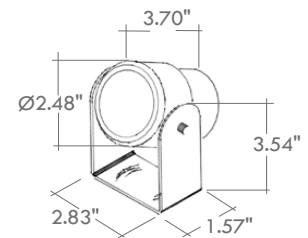
Round Evo is a round spotlight for outdoor installation on floors, walls or ceilings using adjustable stainless steel supports and accessories. Round Evo 2 has a diameter of 2.5", offered in 3 color temperature with 3 optics options, and 5 standard finishes.



## TECHNICAL DATA

<b>Wattage / Input</b>	6.3W (24VDC)
<b>Power Supply</b>	Remote, not included. See page 2.
<b>Construction</b>	Body: Anticorodal Aluminum ( <i>Anodizing Treatment</i> ) Lens: Tempered, Extra Clear Glass Cable Length: 1.64'
<b>CCT</b>	2700K, 3000K, 4000K
<b>BUG Rating</b>	B1-U1-G0 (3000K)
<b>Delivered Lumens</b>	672 lm (3000K)
<b>Efficacy</b>	106.7 lm/W (3000K)
<b>Optics</b>	12°, 25°, Horizontal Elliptical
<b>Finishes</b>	5 Standard, See Below
<b>Fixture Dimensions</b>	Ø2.48" x 3.70" h
<b>Color Consistency</b>	<3-Step MacAdam
<b>IP Rating</b>	IP66
<b>Impact Resistance</b>	IK08

Fixture Dimensions



## ORDERING INFORMATION

Example: LM03.103808.US.01.FL.BC Accessories / Power Supplies ordered separately.

LM03.103808.US			
----------------	--	--	--

Model No.	Finish	Optic	CCT
LM03.103808.US	<b>01</b> - White <b>02</b> - Black <b>03</b> - Aluminum <b>04</b> - Cor-ten <b>11</b> - Anthracite	<b>SP</b> - 12° <b>MD</b> - 25° <b>HE</b> - Horizontal Elliptical	<b>BC</b> - 2700K <b>BP</b> - 3000K <b>BF</b> - 4000K

Job Name/Date:

Fixture Type Designation:

## SUGGESTED POWER SUPPLIES

24VDC

Part Number	Description	Input/Output	# of Fixtures
<a href="#">PPLT00149</a>	Non-Dim	120VAC to 24VDC, 10W, Class 2, IP65	1-1
<a href="#">PPLT00632</a>	1-10V Dimming (Dim to Off)	120-277VAC to 24VDC, 12W, Class 2	1-1
<a href="#">PPLT00155</a>	Non-Dim	120VAC to 24VDC, 30W, Class 2	1-3
<a href="#">PPLT00157</a>	Non-Dim	120VAC to 24VDC, 60W, Class 2	1-7
<a href="#">PPLT00627</a>	ELV/TRIAC & 0-10V Dimming (100-0%)	120-277VAC to 24VDC, 96W, Class 2, IP67	1-12
<a href="#">PPLT00158</a>	Non-Dim	120VAC to 24VDC, 100W, Class 2	1-12
<a href="#">PPLT00543</a>	0-10V Dimming to 15% (-40°C / -40°F cold weather start)	120-277VAC to 24VDC, 100W, Class 2, IP66	2-12

For other power supply options consult factory.

## ACCESSORIES



45° Screen  
**LM20.104161**  
(for Round Evo 2.0)  
Ø2.48" x 2.76" h



Cylindrical Screen  
**LM20.104171**  
(for Round Evo 2.0)  
Ø3.35" x 2.76" h



Accessory Frame  
**LM20.104172**  
(for Round Evo 2.0)  
Ø2.48"



Refractor for the elliptical distribution  
**LM20.104301**  
(for Round Evo 2.0)  
Ø2.48"



Honeycomb Baffle  
**LM20.104173**  
(for Round Evo 2.0)  
Ø2.48"



Protection Grid  
**LM20.104307**  
(for Round Evo 2.0)  
Ø2.48"



Spike for ground installation  
**LM20.104312**  
(for Round Evo 2.0)  
1.73" x 11.26" h



Clasp for furniture installation  
**LM20.104318**  
(for Round Evo 2.0)  
2.76" x 1.97"

Job Name/Date:

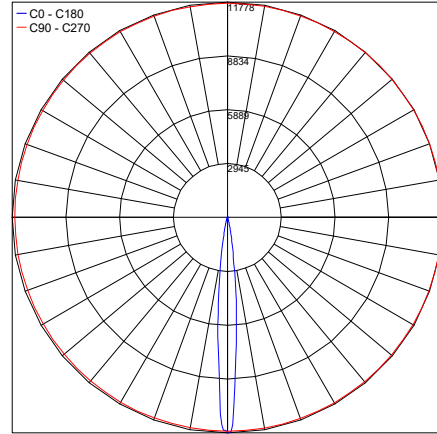
Fixture Type Designation:

## PHOTOMETRIC DATA

Note: All photometric data is 3000K

12°

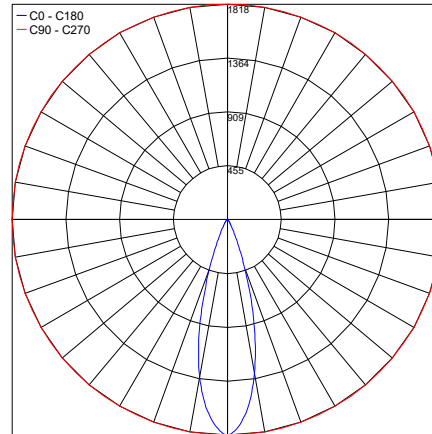
Maximum Candela = 11778.1



PHOTOMETRIC FILENAME : ROUND EVO 2 30K 12° - LM03.103808.01.SP.BPIES

25°

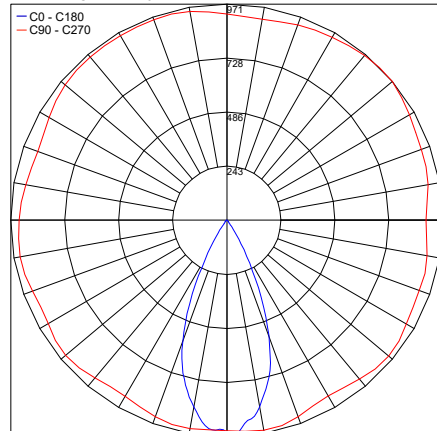
Maximum Candela = 1818.4



PHOTOMETRIC FILENAME : ROUND EVO 2 30K 25° - LM03.103808.01.MD.BPIES

40°

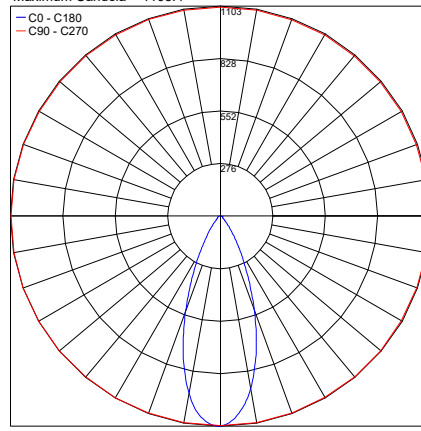
Maximum Candela = 971.1



PHOTOMETRIC FILENAME : ROUND EVO 2 30K 40° - LM03.103808.01.FL.BPIES

Horizontal Elliptical

Maximum Candela = 1103.4



PHOTOMETRIC FILENAME : ROUND EVO 2 30K HORIZ ELLIPTICAL - LM03.103808.01.HE.BPIES

Job Name/Date:

Fixture Type Designation: