


# COLORADO 4.0, 4.1, 4.2

Colorado is an adjustable (+/- 20°), driveover rated, linear profile with a powerful lighting performance - more than 5700 lm per square meter (3.3 ft) - for architectural lighting of facades up to 65.6 ft (20 m) tall. Each series is available in 3 lengths and 3 configurations (recessed flush, recessed frame and surface mounted using brackets). Colorado 4 Series is the recessed with frame, RGBW version.



## TECHNICAL DATA

<b>Wattage / Input</b>	43W, 64W, 85W
<b>Power Supply</b>	Integral 120-277VAC
<b>Construction</b>	Body: Black Anodized Anticorodal Aluminum Caps: Technopolymer Lens: Serigraphed or Acid-Etched (Diffuse Version) & Transparent Extra-Clear Glass
<b>CCT</b>	RGBW
<b>BUG Rating</b>	B2-U1-G0 (37°, RGB) B1-U1-G0 (37°, 30K) Colorado 4.0 B2-U1-G0 (37° & Diffuse, RGB, 30K) Colorado 4.1 B3-U1-G0 (37°, RGB), B2-U1-G0 (37°, 30K) Colorado 4.2
<b>Delivered Lumens</b>	See Chart on page 2.
<b>Efficacy</b>	See Chart on page 2
<b>Optics</b>	5 Adjustable Available, see below
<b>Finishes</b>	Anodized Black
<b>Fixture Dimensions</b>	See Chart on page 2.
<b>Fixture Weight</b>	See Chart on page 2.
<b>LED Source</b>	See Chart on page 2.
<b>Lumen Maintenance</b>	L80, B10>60,000 hrs (Ta 25°C)
<b>Operating Temp.</b>	-4°F to +113°F
<b>IP Rating</b>	IP65, IP67, IP69
<b>Impact Rating</b>	IK10
<b>Driveover Capacity</b>	Up to 4400 lbs

## ORDERING INFORMATION

Example: CA4010040070SN. Accessories ordered separately.

	04	00	70		N
<b>Model No.</b>	<b>Control System</b>	<b>Accessories</b>	<b>CCT</b>	<b>Optics</b>	<b>Finish</b>
CA4010 - Colorado 4.0 (43W)	04 - DMX+RDM	00 - None	70 - RGBW	S - 15° adj. ±20°	N - Anon.
CA4110 - Colorado 4.1 (64W)				M - 25° adj. ±20°	Black
CA4210 - Colorado 4.2 (85W)				L - 37° adj. ±20°	
				W - 13°x65° adj. ±20°	
				D - Diffuse adj. ±20°	

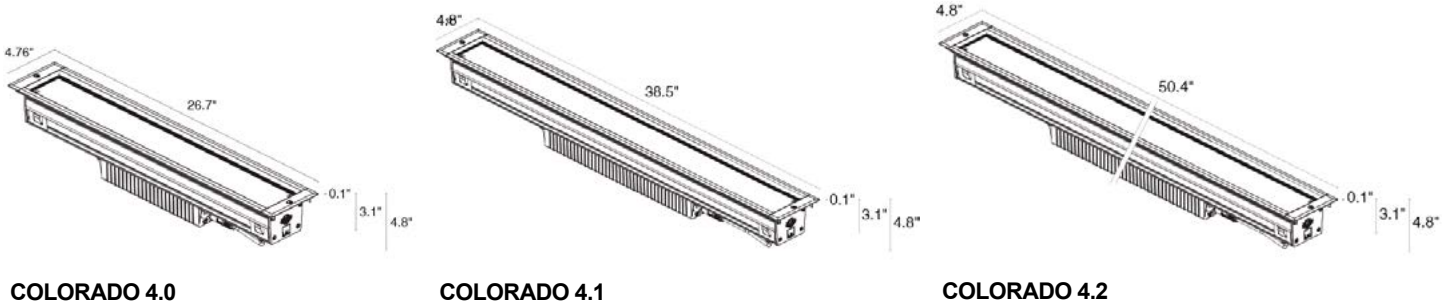
Job Name/Date:

Fixture Type Designation:

## TECHNICAL DATA

	COLORADO 4.0	COLORADO 4.1	COLORADO 4.2
Wattage	43W	64W	85W
Delivered Lumens (3000K)	2547 lm (3000K, 15°)	3820 lm (3000K, 15°)	5104 lm (3000K, 15°)
Efficacy	59.2 lm/W	59.7 lm/W	60.0 lm/W
Fixture Dim. (l,w,h)	26.73" x 4.76" x 4.76"	38.54" x 4.76" x 4.76"	50.35" x 4.76" x 4.76"
Alum. Outer Casing Dim. (l,w,h)	26.32" x 3.98" x 5.93"	38.13" x 3.98" x 5.93"	49.94" x 3.98" x 5.93"
Fixture Weight	12.35 lbs	18.74 lbs	23.15 lbs
LED Source	12 Multicolor High Power LEDs, spacing 0.79"	18 Multicolor High Power LEDs, spacing 0.79"	24 Multicolor High Power LEDs, spacing 0.79"

## FIXTURE DIMENSIONS



COLORADO 4.0

COLORADO 4.1

COLORADO 4.2

## ADJUSTABILITY & ANTI-GLARE FEATURES



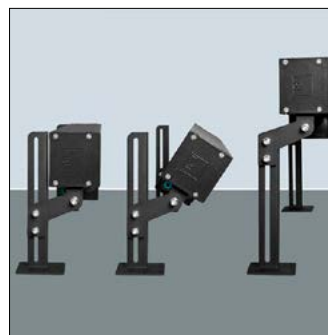
Anti-glare solutions. The honeycomb louvre or anti-glare shield, which can be ordered at the same time as the fixture, is mounted on the optical unit, so that the chosen option tilts together with the optics.



Tilting system inside the optical unit. The light direction can be altered by  $\pm 20^\circ$  externally with a simple adjustment on the end caps, without compromising the fixture's IP65 or IP67 protection level.



In/out connection and easy wiring with quick connectors designed to connect the profiles one after the other.

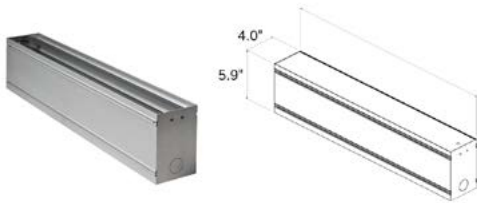


Accessory brackets, not included, can be adjusted to position the light output as desired. The fixture can be spaced up to 10.63" from the installation surface to reach past protruding architectural elements, such as cornices, corbels or cordons, and direct the light output where it is needed.

Job Name/Date:

Fixture Type Designation:

## ACCESSORIES - Installation



**WCCA10A0T** - Colorado 4.0 (26.3")

**WCCA11A0T** - Colorado 4.1 (38.1")

**WCCA12A0T** - Colorado 4.2 (49.9")

Outer Casing

## Wiring Materials



**WFA0105**

16.40' 3-Pin Interconnect Cable  
for DMX signal

**WFA0205**

16.40' 5-Pin Interconnect Cable  
On/Off version

**WFA0001**

4.92' 3-Pin Interconnect Cable  
for DMX signal



**WFA01-US**

4-Pin Male Connector  
For IP68 in/out connection



**WFA05-US**

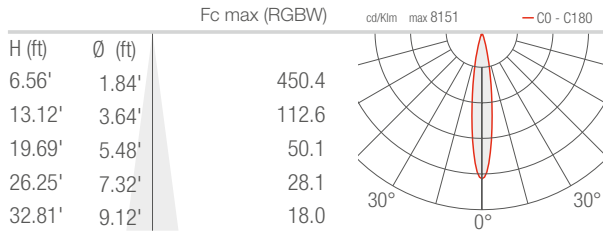
5-Pin Male Connector  
For IP68 in/out connection

Job Name/Date:

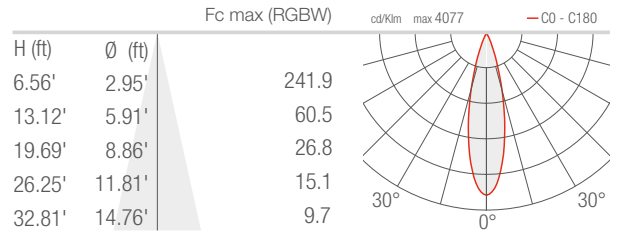
Fixture Type Designation:

## PHOTOMETRIC DATA

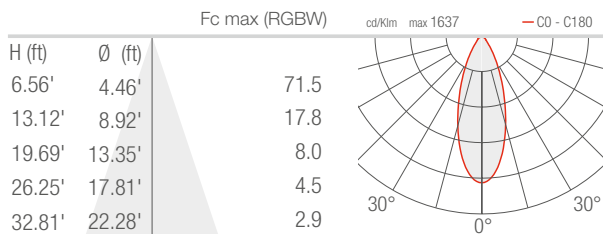
### S - 15°



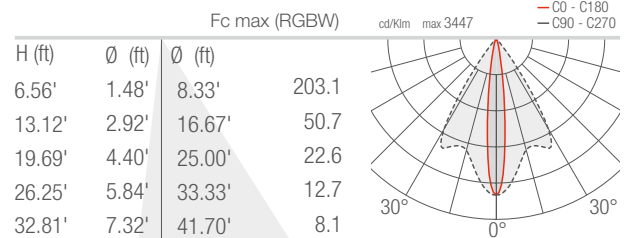
### M - 25°



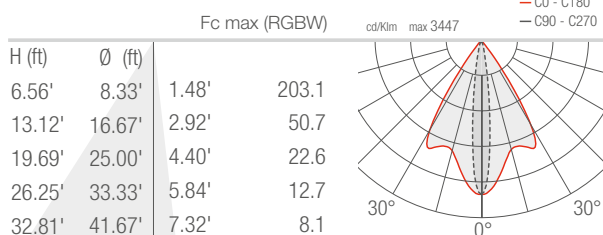
### L - 37°



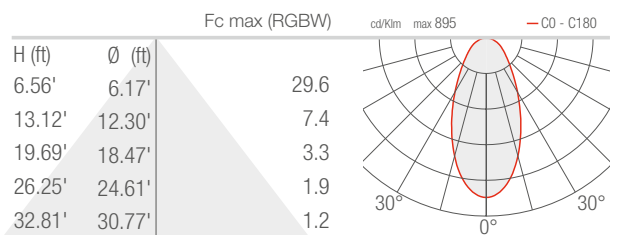
### W - 13°x65°



### X - 65°x13° (Colorado 6.0)



### D - Diffuse



Job Name/Date:

Fixture Type Designation: