

COLORADO 7.0, 7.1, 7.2

Colorado is an adjustable (+/- 20°), driveover-rated, linear profile with a powerful lighting performance - more than 5700 lm per square meter (3.3 ft) - for architectural lighting of facades up to 65.6 ft (20 m) tall. Each series is available in 3 lengths and 3 configurations (recessed flush, recessed frame and surface mounted using brackets). Colorado 7 Series is the surface mounted (ceiling, wall, floor), tunable white version.



TECHNICAL DATA

Wattage / Input	43W, 64W, 85W
Power Supply	Integral 120-277VAC
Construction	Body: Anticorodal Aluminum Caps: Technopolymer Lens: Serigraphed, Acid-Etched (Diffuse Version) & Transparent Extra-Clear Glass
CCT	Tunable White (2200K-5000K)
BUG Rating	B2-U1-G0 (Colorado 7.0, 35°) B4-U1-G0 (Colorado 7.1, 16°) B4-U1-G0 (Colorado 7.2, 26°)
Delivered Lumens	See Chart on page 2.
Efficacy	See Chart on page 2
Optics	5 Adjustable Available, see below
Finishes	Anodized Black
Fixture Dimensions	See Chart on page 2.
Fixture Weight	See Chart on page 2.
LED Source	See Chart on page 2.
Lumen Maintenance	L80, B10>60,000 hrs (Ta 25°C)
Operating Temp.	-4°F to +113°F
IP Rating	IP65, IP67, IP69
Impact Rating	IK10
Driverover Rating	Up to 4400 lbs

ORDERING INFORMATION

Example: CA70100400H0WN. Accessories ordered separately.

	04	00	H0		N
Model No.	Control System	Accessories	CCT	Optics	Finish
CA7010 - Colorado 7.0 (43W)	04 - DMX RDM	00 - None	H0 - Tunable White	S - 16° adjustable ±20° M - 26° adjustable ±20° L - 36° adjustable ±20° W - 16°x66° adjustable ±20° D - Diffuse adjustable ±20°	N - Black
CA7110 - Colorado 7.1 (64W)					
CA7210 - Colorado 7.2 (85W)					

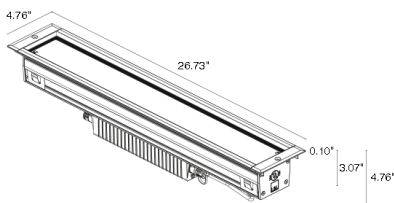
Job Name/Date:

Fixture Type Designation:

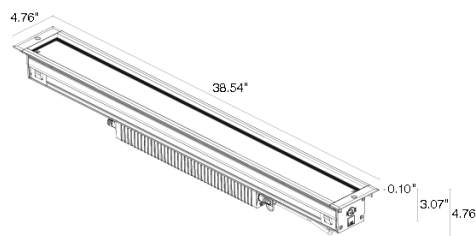
TECHNICAL DATA

	COLORADO 7.0	COLORADO 7.1	COLORADO 7.2
Wattage	43W	64W	85W
Delivered Lumens (3000K)	3845 lm (3500K, 16°)	5768 lm (3500K, 16°)	7691 lm (3500K, 16°)
Efficacy	89.4 lm/W	90.1 lm/W	90.5 lm/W
Fixture Dim. (l,w,h)	26.73" x 4.76" x 3.07"	38.54" x 4.76" x 3.07"	50.35" x 4.76" x 3.07"
Fixture Weight	12.35 lbs	18.74 lbs	23.15 lbs
LED Source	12 Power LEDs	18 Power LEDs	24 Power LEDs

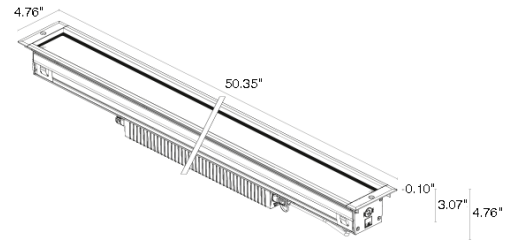
FIXTURE DIMENSIONS



COLORADO 7.0



COLORADO 7.1



COLORADO 7.2

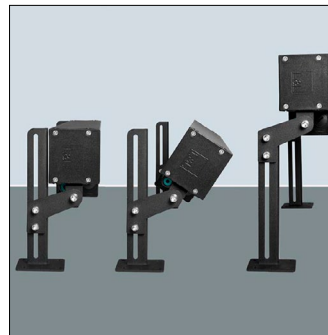
ADJUSTABILITY & ANTI-GLARE FEATURES



In/out connection and easy wiring with quick connectors designed to connect the profiles one after the other.



Tilting system inside the optical unit. The light direction can be altered by $\pm 20^\circ$ externally with a simple adjustment on the end caps, without compromising the fixture's IP65 or IP67 protection level.

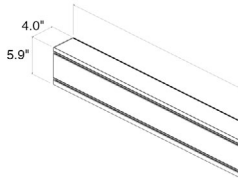


Accessory brackets, not included, can be adjusted to position the light output as desired. The fixture can be spaced up to 10.63" from the installation surface to reach past protruding architectural elements, such as cornices, corbels or cordons, and direct the light output where it is needed.

Job Name/Date:

Fixture Type Designation:

ACCESSORIES - Installation



WCCA10A0T - Colorado 7.0 (26.3")

WCCA11A0T - Colorado 7.1 (38.1")

WCCA12A0T - Colorado 7.2 (49.9")

Outer Casing

Wiring Materials



WFA0105

16.40' 3-Pin Interconnect Cable
for the DMX signal

WFA0001

4.92' 3-Pin Interconnect Cable
for the DMX signal



WFA01-US

4-Pin Male Connector
For IP68 in/out connection



WFA05-US


5-Pin Male Connector
For IP68 in/out connection

Job Name/Date:

Fixture Type Designation:

COLORADO 7.0, 7.1, 7.2

PHOTOMETRIC DATA - Note: All photometry is 3000K



Job Name/Date:

Fixture Type Designation: