

CAUSEWAY M-01

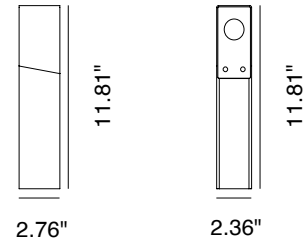
Causeway is a stainless steel, IP66-rated, square bollard inspired by the basalt columns of the Giant's Causeway in Ireland, tavailable in 3 heights with a pole top available with 1, 2, or 3 LEDs with frontal emission. Causeway M-01 is the single LED version, available in 3 color temperatures, 4 optics, and 3 Hard Coated Treatment finishes. Available flange with anchor bolts for installation in concrete.



TECHNICAL DATA

Wattage	5W (M01)
Power Supply	Integral 120VAC
Construction	Body: AISI 316L Stainless Steel Lens: Black Silk-screened Extra-clear Tempered Glass 0.16" Thick
CCT	2700K, 3000K, 4000K
CRI	>80
BUG Rating	B0-U3--G2 (21°, 3000K) B0-U3-G1 (45°, 65°, 3000K) B0-U1-G0 (Asym, 3000K)
Delivered Lumens	550 lm (3000K)
Efficacy	110 lm/W (3000K)
Optics	21°, 45°, 65°, Asymmetrical
Lumen Maintenance	100,000 hrs L80, B10 (Ta 25°C)
Hard Coat Finishes	Inox Natural, Inox Graphite, Inox Bronze
Fixture Dimensions	2.36" x 2.76" x 11.81"
IP Rating	IP66
Impact Resistance	IK08
Warranty	10 Years Against Corrosion 5 Years on Electrical Components

Fixture Dimensions



Hard Coating Treatment is the surface treatment of all the products by Stral Lighting. It is not a skin of color, but instead is a process that allows for the color to be absorbed all the way through. If a product is scratched, the color beneath is the same as the color on the surface. It guarantees a high superficial resistance to corrosion and atmospheric agents, as well as making the products anti-fingerprint and anti-stain. Available in three finishes Inox Natural, Inox Graphite and Inox Bronze.

ORDERING INFORMATION

Example: SPT6041034G.US. Accessories sold separately.

SPT604	10				.US
Model No.	Height	CCT	Optics	Finishes	
SPT604	10 - 11.81" (single)	2 - 2700K 3 - 3000K 4 - 4000K	2 - 20° 4 - 45° 6 - 65° 7 - Asymmetrical	N - Inox Natural G - Inox Graphite B - Inox Bronze	.US

Job Name/Date:

Fixture Type Designation:

FINISHES



Inox Natural

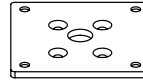


Inox Graphite

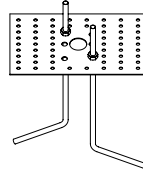
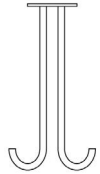


Inox Bronze

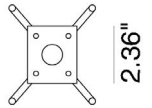
ACCESSORIES



PT66010
Anchor Flange
3.94" x 3.94"
(REQUIRED)



PT66000
Anchor Bolts Kit
(Set of 4)
6.30" w x 3.94" x 10.63" h
(REQUIRED)

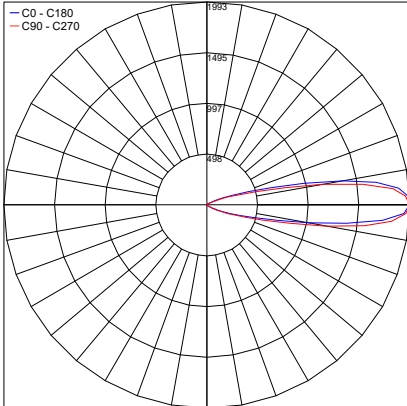


2.36"

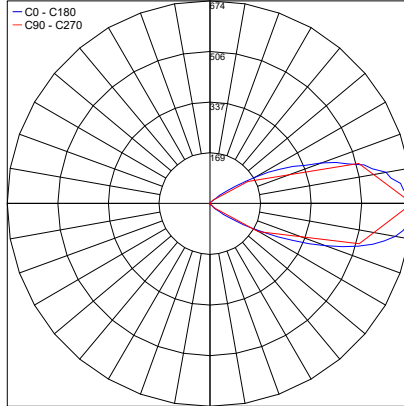
PHOTOMETRIC DATA

Note: All photometrics are 3000K

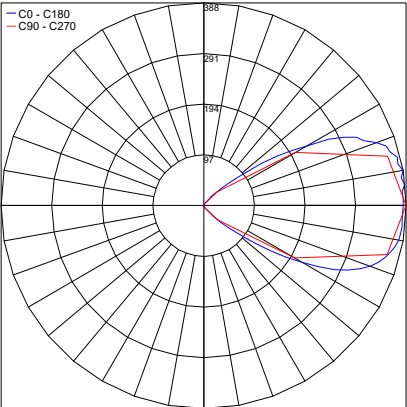
Maximum Candela = 1993.5



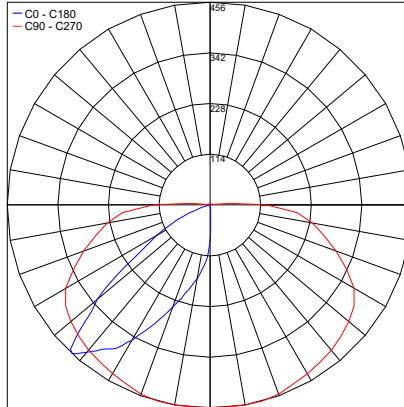
Maximum Candela = 674.2



Maximum Candela = 388.3



Maximum Candela = 455.7



Job Name/Date:

Fixture Type Designation: