

idria

design by Landa R&D

A HABITAT OF LIGHT.




idria

Idria is a range which can be integrated into any outdoor space. Both the bollard and the wall version have a power of 8W, ideal for lighting paths and entrances in a decisive, scenic and evocative way. The products are made in Accoya® together with AISI 316L stainless steel and are characterized in both versions by a diffused light emission.



WALL LAMP



Wattage	8W
Voltage	700mA?
Beam	

TECHNICAL SPECIFICATIONS

Source lamp	LED 5.5W
Total wattage	8W
Voltage	700mA, 50-60 Hz
Control	On/Off
Light color	3000K • other colors on request
Luminous flux>(*Source flux)	542 lm (759 lm*)
Luminous efficacy	68 lm/W
McADAM steps	3
Beam	Diffuse
CRI	> 90
Life time	L70 > 50.000 h Ta 40°C
IP rating	IP65
IK rating	IK08

MATERIALS

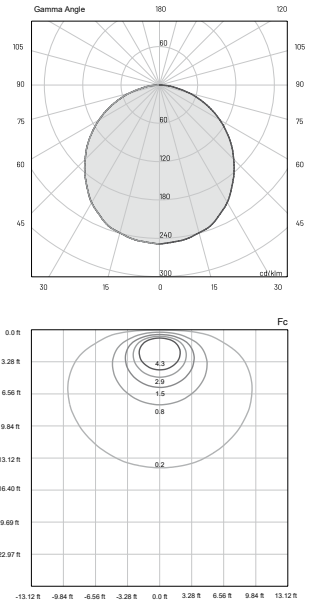
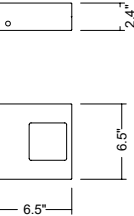
Body	Accoya® wood and inox AISI 316L
Diffuser	Opal polycarbonate
Finishing	Acetylation treatment

ORDER CODE

ID 8 0 PAR D H B 10 3

INCLUDED ACCESSORIES

Code	Description
-	Single connection IP68



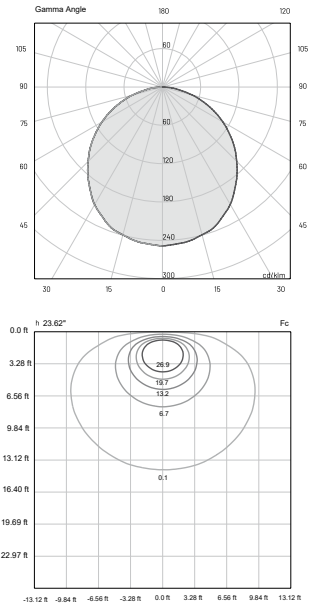

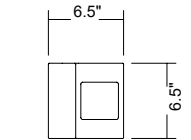
BOLLARD



Wattage	8W
Voltage	700mA
Beam	

TECHNICAL SPECIFICATIONS

	DIFFUSE
Source lamp	LED 5.5W
Total wattage	8W
Voltage	700mA, 50-60 Hz
Control	On/Off
Light color	3000K • other colors on request
Luminous flux>(*Source flux)	542 lm (759 lm*)
Luminous efficacy	68 lm/W
McADAM steps	3
Beam	Diffuse
CRI	> 90
Life time	L70 > 50.000 h Ta 40°C
IP rating	IP65
IK rating	IK08



MATERIALS

Body	Accoya® wood and inox AISI 316L
Diffuser	Opal polycarbonate
Finishing	Acetylation treatment

ORDER CODE

ID 8 0	D H B 1 0 3		
		Height	060 23.62 in
			090 35.43 in
			120 47.24 in
		Example	ID 8 0 060 D H B 1 0 3

INCLUDED ACCESSORIES

Code	Description
-	Single connection IP68
-	Root mounting kit

