

kalan

design by Landa R&D



YOUR PRIVATE PLACE.



kalan

Kalan is a range of light lines: it has been designed to light outdoor areas such as terraces, verandas, porches and entrances through the versatility of being installed on the ceiling and on the wall. Simplicity and formal purity are pursued for an impactful lighting. Different lengths, different powers (8, 15 and 20 W) and 4 different wooden covers with mechanical fixture, make Kalan a minimal, refined solution.



kalan 550

CEILING LAMP



example image with cover 2

Wattage 10W

Voltage 24VDC

Beam

WALL LAMP



example image with cover 2

Wattage 10W

Voltage 24VDC

Beam

TECHNICAL SPECIFICATIONS

Source lamp

Total wattage

Voltage

Control

Light color

Luminous flux (*Source flux)

Luminous efficacy

McADAM steps

Beam

CRI

Life time

IP rating

IK rating

DOUBLE DIFFUSE

LED 8W

10W

24VDC, 50-60 Hz

On/Off

3000K • other colors on request

210 lm (280 lm*)

22 lm/W

3

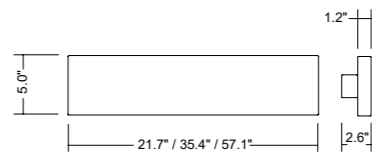
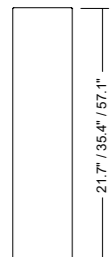
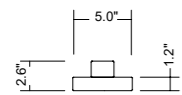
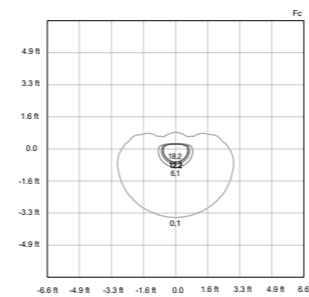
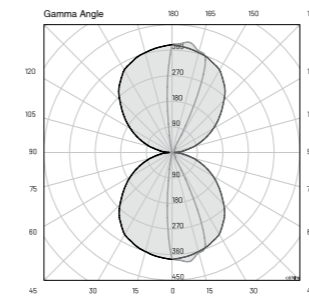
Diffuse (indirect)

> 90

L70 > 50.000 h Ta 40°C

IP65

IK08



cover 1



cover 2



cover 3



cover 4

MATERIALS

Body	Accoya® wood and inox AISI 316L
Diffuser	Opal polycarbonate
Finishing	Acetylation treatment

ORDER CODE

KL L 5 POS D H B 7 Z 3

Note: cover not included, must be ordered separately

COVER

Code	Description
00COVKL05.01	cover 1
00COVKL05.02	cover 2
00COVKL05.03	cover 3
00COVKL05.04	cover 4

INCLUDED ACCESSORIES

Code	Description
-	Single connection IP68

kalan 900

CEILING LAMP



example image with cover 2

Wattage 15W

Voltage 24VDC

Beam 

WALL LAMP



example image with cover 2

Wattage 15W

Voltage 24VDC

Beam 

TECHNICAL SPECIFICATIONS

Source lamp

Total wattage

Voltage

Control

Light color

Luminous flux (*Source flux)

Luminous efficacy

McADAM steps

Beam

CRI

Life time

IP rating

IK rating

DOUBLE DIFFUSE

LED 12W

15W

24VDC, 50-60 Hz

On/Off

3000K • other colors on request

320 lm (420 lm*)

22 lm/W

3

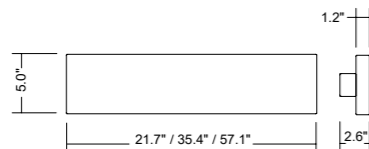
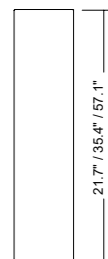
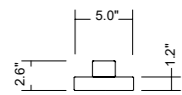
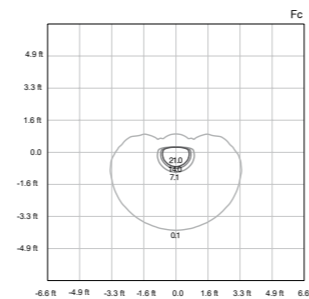
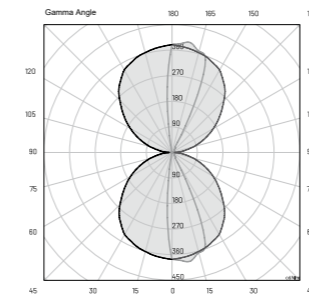
Diffuse (indirect)

> 90

L70 > 50.000 h Ta 40°C

IP65

IK08



cover 1



cover 2



cover 3



cover 4

MATERIALS

Body	Accoya® wood and inox AISI 316L
Diffuser	Opal polycarbonate
Finishing	Acetylation treatment

ORDER CODE

KL L 9 POS D H B 7 Z 3

Note: cover not included, must be ordered separately

COVER

Code	Description
00COVKL09.01	cover 1
00COVKL09.02	cover 2
00COVKL09.03	cover 3
00COVKL09.04	cover 4

INCLUDED ACCESSORIES

Code	Description
-	Single connection IP68

kalan 1450

CEILING LAMP



example image with cover 2

Wattage 20W

Voltage 24VDC

Beam

WALL LAMP



example image with cover 2

Wattage 20W

Voltage 24VDC

Beam

TECHNICAL SPECIFICATIONS

Source lamp

Total wattage

Voltage

Control

Light color

Luminous flux (*Source flux)

Luminous efficacy

McADAM steps

Beam

CRI

Life time

IP rating

IK rating

DOUBLE DIFFUSE

LED 18W

20W

24VDC, 50-60 Hz

On/Off

3000K • other colors on request

476 lm (648 lm*)

24 lm/W

3

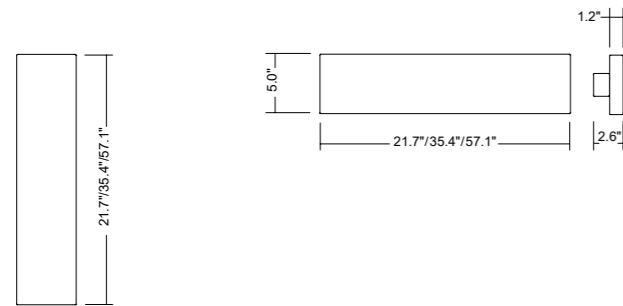
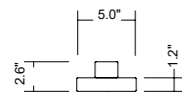
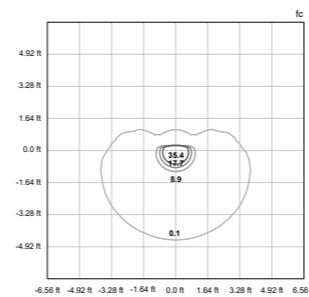
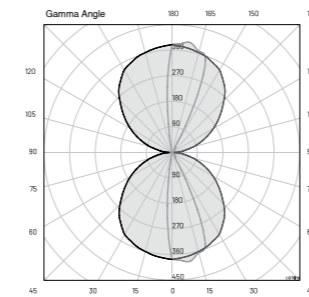
Diffuse (indirect)

> 90

L70 > 50.000 h Ta 40°C

IP65

IK08



cover 1



cover 2



cover 3



cover 4

MATERIALS

Body	Accoya® wood and inox AISI 316L
Diffuser	Opal polycarbonate
Finishing	Acetylation treatment

ORDER CODE

KL L 0 POS D H B 7 Z 3

Note: cover not included, must be ordered separately

COVER

Code	Description
00COVKL00.01	cover 1
00COVKL00.02	cover 2
00COVKL00.03	cover 3
00COVKL00.04	cover 4

INCLUDED ACCESSORIES

Code	Description
-	Single connection IP68

