

kalan

design by Landa R&D



YOUR PRIVATE PLACE.



kalan


Kalan is a range of light lines: it has been designed to light outdoor areas such as terraces, verandas, porches and entrances through the versatility of being installed on the ceiling and on the wall. Simplicity and formal purity are pursued for an impactful lighting. Different lengths, different powers (8, 15 and 20 W) and 4 different wooden covers with mechanical fixture, make Kalan a minimal, refined solution.



kalan 550

CEILING LAMP

WALL LAMP



example image with cover 2

example image with cover 2

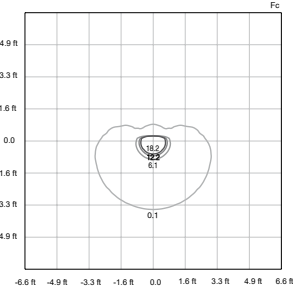
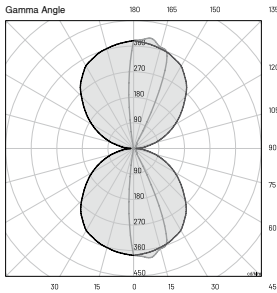
Wattage	10W
Voltage	xxx
Beam	

Wattage	10W
Voltage	xxx
Beam	

TECHNICAL SPECIFICATIONS

Source lamp
Total wattage
Voltage
Control
Light color
Luminous flux (*Source flux)
Luminous efficacy
McADAM steps
Beam
CRI
Life time
IP rating
IK rating

DOUBLE DIFFUSE
LED 8W
10W
xxx, 50-60 Hz
On/Off
3000K • other colors on request
210 lm (280 lm*)
22 lm/W
3
Diffuse (indirect)
> 90
L70 > 50.000 h Ta 40°C
IP65
IK08



cover 1



cover 2



cover 3



cover 4

MATERIALS

Body	Accoya® wood and inox AISI 316L
Diffuser	Opal polycarbonate
Finishing	Acetylation treatment

ORDER CODE

KL L 5 POS D H B 10 3

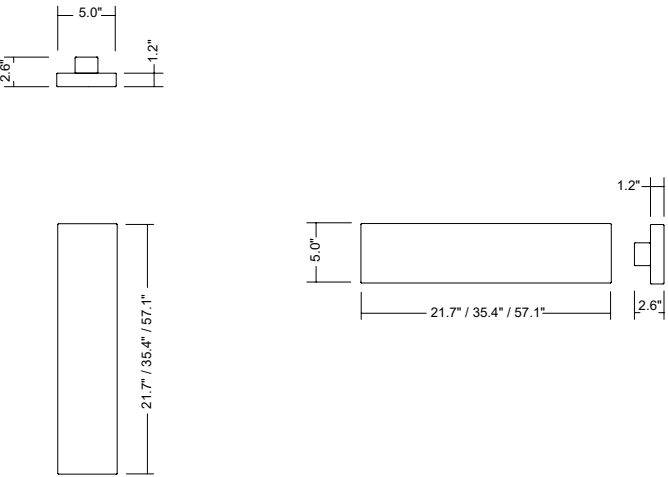
Note: cover not included, must be ordered separately

COVER

Code	Description
00COVKL05.01	cover 1
00COVKL05.02	cover 2
00COVKL05.03	cover 3
00COVKL05.04	cover 4

INCLUDED ACCESSORIES


Code	Description
-	Single connection IP68



kalan 900

CEILING LAMP

WALL LAMP



example image with cover 2

example image with cover 2

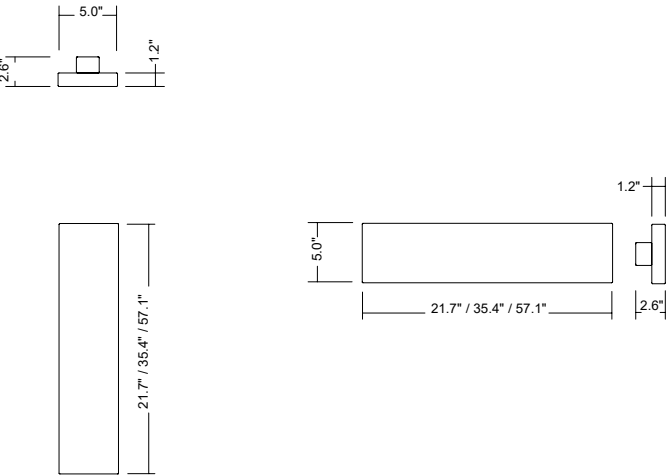
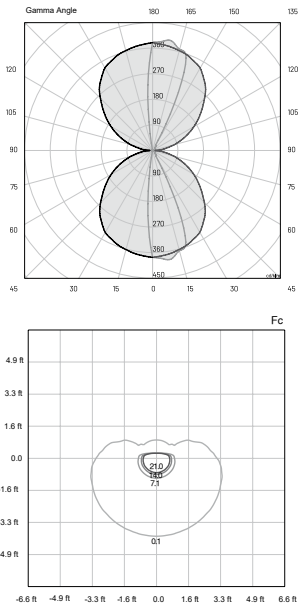
Wattage	15W
Voltage	xxx
Beam	

Wattage	15W
Voltage	xxx
Beam	

TECHNICAL SPECIFICATIONS

- Source lamp
- Total wattage
- Voltage
- Control
- Light color
- Luminous flux (*Source flux)
- Luminous efficacy
- McADAM steps
- Beam
- CRI
- Life time
- IP rating
- IK rating

DOUBLE DIFFUSE
LED 12W
15W
xxx, 50-60 Hz
On/Off
3000K • other colors on request
320 lm (420 lm*)
22 lm/W
3
Diffuse (indirect)
> 90
L70 > 50.000 h Ta 40°C
IP65
IK08



cover 1



cover 2



cover 3



cover 4

MATERIALS

Body	Accoya® wood and inox AISI 316L
Diffuser	Opal polycarbonate
Finishing	Acetylation treatment

ORDER CODE

KL L 9 POS D H B 103

Note: cover not included, must be ordered separately

COVER

Code	Description
00COVKL09.01	cover 1
00COVKL09.02	cover 2
00COVKL09.03	cover 3
00COVKL09.04	cover 4

INCLUDED ACCESSORIES

Code	Description
-	Single connection IP68

kalan 1450

CEILING LAMP

WALL LAMP



example image with cover 2



example image with cover 2

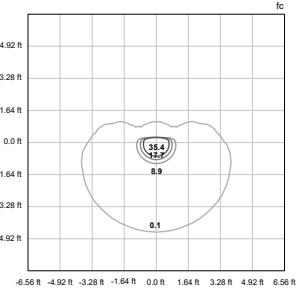
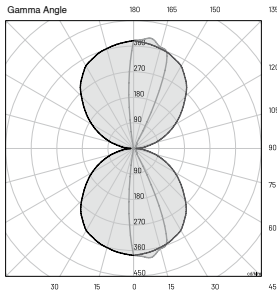
TECHNICAL SPECIFICATIONS

Wattage	20W
Voltage	xxx
Beam	

Wattage	20W
Voltage	xxx
Beam	

Source lamp
Total wattage
Voltage
Control
Light color
Luminous flux>(*Source flux)
Luminous efficacy
McADAM steps
Beam
CRI
Life time
IP rating
IK rating

DOUBLE DIFFUSE
LED 18W
20W
xxx, 50-60 Hz
On/Off
3000K • other colors on request
476 lm (648 lm*)
24 lm/W
3
Diffuse (indirect)
> 90
L70 > 50.000 h Ta 40°C
IP65
IK08



cover 1



cover 2



cover 3



cover 4

MATERIALS

Body	Accoya® wood and inox AISI 316L
Diffuser	Opal polycarbonate
Finishing	Acetylation treatment

ORDER CODE

KL L 0 POS D H B 1 0 3

Note: cover not included, must be ordered separately

COVER

Code	Description
00COVKL00.01	cover 1
00COVKL00.02	cover 2
00COVKL00.03	cover 3
00COVKL00.04	cover 4

INCLUDED ACCESSORIES

Code	Description
-	Single connection IP68

