

# CAUSEWAY M-02

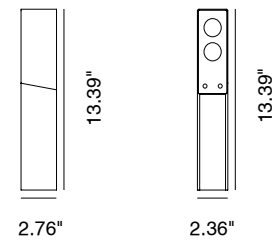
Causeway is a stainless steel, IP66-rated, square bollard inspired by the basalt columns of the Giant's Causeway in Ireland, tavailable in 3 heights with a pole top available with 1, 2, or 3 LEDs with frontal emission. Causeway M-02 is the double LED version, available in 3 color temperatures, 4 optics, and 3 Hard Coated Treatment finishes. Available flange with anchor bolts for installation in concrete.



## TECHNICAL DATA

<b>Wattage</b>	10W (M02)
<b>Power Supply</b>	Integral 120VAC
<b>Construction</b>	Body: AISI 316L Stainless Steel Lens: Black Silk-screened Extra-clear Tempered Glass 0.16" Thick
<b>CCT</b>	2700K, 3000K, 4000K
<b>CRI</b>	>80
<b>BUG Rating</b>	B0-U3-G3 (21°, 3000K) B0-U3-G2 (45°, 65°, 3000K) B1-U1-G0 (Asym)
<b>Delivered Lumens</b>	1100 lm (3000K)
<b>Efficacy</b>	110 lm/W (3000K)
<b>Optics</b>	21°, 45°, 65°, Asymmetrical
<b>Lumen Maintenance</b>	100,000 hrs L80, B10 (Ta 25°C)
<b>Hard Coat Finishes</b>	Inox Natural, Inox Graphite, Inox Bronze
<b>Fixture Dimensions</b>	2.36" x 2.76" x 13.39"
<b>IP Rating</b>	IP66
<b>Impact Resistance</b>	IK08
<b>Warranty</b>	10 Years Against Corrosion 5 Years on Electrical Components

Fixture Dimensions



**Hard Coating Treatment** is the surface treatment of all the products by Stral Lighting. It is not a skin of color, but instead is a process that allows for the color to be absorbed all the way through. If a product is scratched, the color beneath is the same as the color on the surface. It guarantees a high superficial resistance to corrosion and atmospheric agents, as well as making the products anti-fingerprint and anti-stain. Available in three finishes Inox Natural, Inox Graphite and Inox Bronze.

## ORDERING INFORMATION

Example: SPT6042034G.US. Accessories sold separately.

SPT604	20				.US
Model No.	Height	CCT	Optics	Finishes	
SPT604	20 - 13.39" (double)	2 - 2700K 3 - 3000K 4 - 4000K	2 - 20° 4 - 45° 6 - 65° 7 - Asymmetrical	N - Inox Natural G - Inox Graphite B - Inox Bronze	.US

Job Name/Date:

Fixture Type Designation:

## FINISHES



Inox Natural

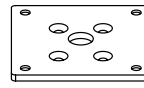


Inox Graphite

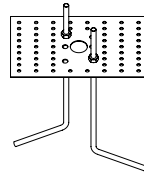
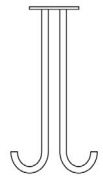


Inox Bronze

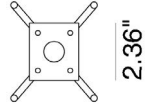
## ACCESSORIES



**PT66010**  
Anchor Flange  
3.94" x 3.94"  
**(REQUIRED)**



**PT66000**  
Anchor Bolts Kit  
(Set of 4)  
6.30" w x 3.94" x 10.63" h  
**(REQUIRED)**

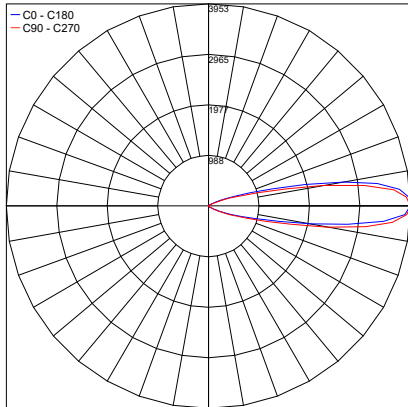


2.36"

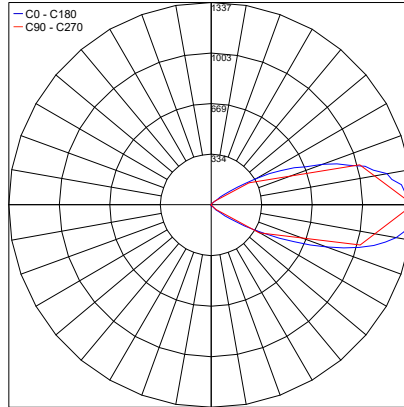
## PHOTOMETRIC DATA

Note: All photometry is 3000K

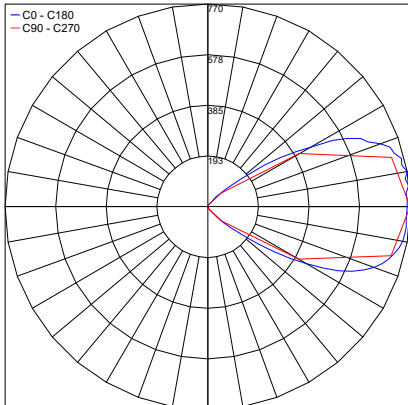
Maximum Candela = 3953.4



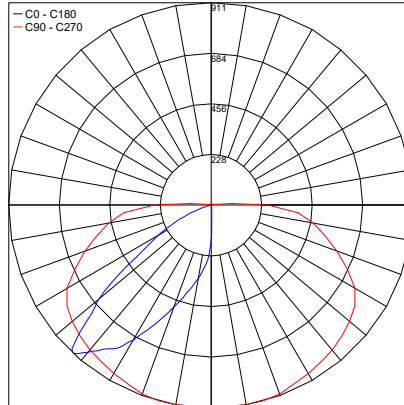
Maximum Candela = 1337.0



Maximum Candela = 770.1



Maximum Candela = 911.3



Job Name/Date:

Fixture Type Designation: