

LOCH B-180

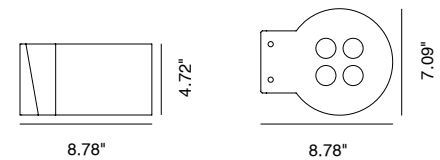
Loch is a circular, wall mounted, stainless steel LED luminaire that offers mono or bi-directional lighting for outdoor or indoor areas. The M (mono) and B (Bi) series are both available in 3 sizes, each with 3 optical options, 3 color temperatures, and 3 Hard Coat Treatment finishes.



TECHNICAL DATA

Wattage / Input	2x18W (B-180)
Power Supply	Remote 350mA Constant Current
Dimming	On / Off Only
Construction	Body: AISI 316L Stainless Steel Lens: Flush Black Silk-screened Glass Extra-clear, Tempered, 0.16" Thick
CCT	2700K, 3000K, 4000K
CRI	>80
Delivered Lumens	2200 lm per beam (B-180, 3000K)
Efficacy	122 lm/W per beam (B-180, 3000K)
Optics	21°, 45°, 65°
BUG Rating	—
Lumen Maintenance	100,000 hrs L80, B10 (Ta 25°C)
Hard Coat Finishes	Inox Natural, Inox Graphite, Inox Bronze
Fixture Dimensions	7.09" x 8.78" (B-180)
IP Rating	IP66
Impact Resistance	IK08

Fixture Dimensions



Hard Coating Treatment is the surface treatment of all the products by Stral Lighting. Available in three finishes Inox Natural, Inox Graphite and Inox Bronze. It guarantees a high superficial resistance to corrosion and atmospheric agents, as well as making the products anti-fingerprint and anti-stain.

ORDERING INFORMATION

Example: SPT4016036B.US. Power Supplies / Accessories sold separately.

SPT40160				.US
Model No.	CCT	Optics	Finishes	
SPT40160 (B180)	2 - 2700K	2 - 21°	N - Inox Natural	.US
	3 - 3000K	4 - 45°	G - Inox Graphite	
	4 - 4000K	6 - 65°	B - Inox Bronze	

Job Name/Date:

Fixture Type Designation:

FINISHES



Inox Natural



Inox Graphite



Inox Bronze

B180

SUGGESTED POWER SUPPLIES

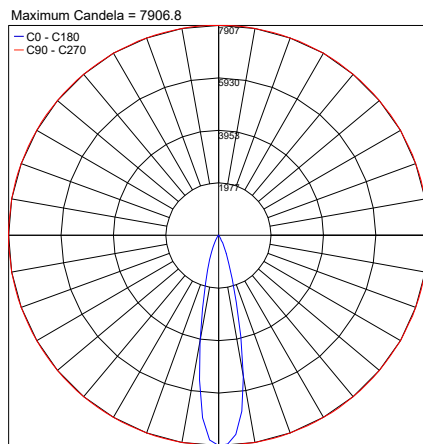
350mA (B90, B180) or 500mA (B120)

Part Number	Description	Input/Output	# of Fixtures		
			B90	B120	B180
PPLT00496	Phase Dim (120V only)	120VAC to 350mA or 500mA, 12W, Class 2, DAMP	1-1	—	—
PPLT00467-P	0-10V Dimming to 1.0%	120-277VAC to 350mA or 500mA, 50W, Class 2, DAMP	1-2	1-2	1-1
PPLT00538-P	0-10V Dimming to 0.1% (4 channels)	120-277VAC to 350mA or 500mA, 100W, Class 2	1-2 (1-8)	1-1 (1-4)	—

For other power supply options consult factory.

PHOTOMETRIC DATA

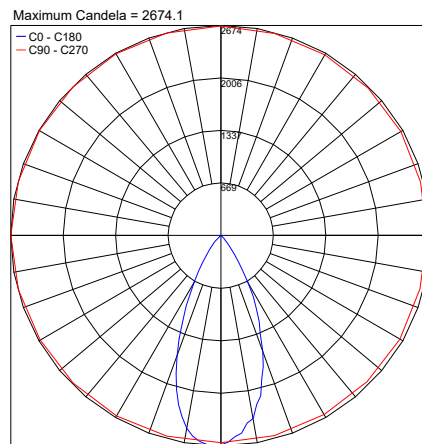
NOTE: All photometry is 3000K



PHOTOMETRIC FILENAME : PT4013032B.IES

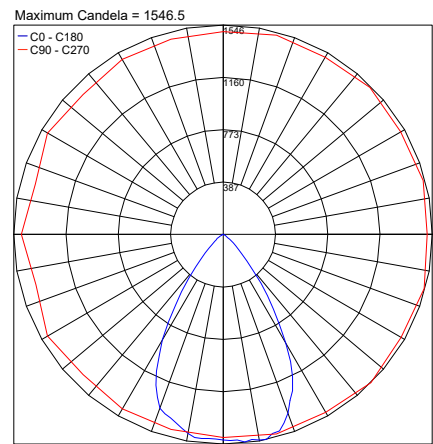
M180

21°



PHOTOMETRIC FILENAME : PT4013034B.IES

45°



PHOTOMETRIC FILENAME : PT4013036B.IES

65°

Job Name/Date:

Fixture Type Designation: