

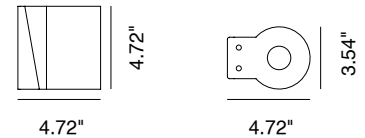
Loch is a circular, wall mounted, stainless steel LED luminaire that offers mono or bi-directional lighting for outdoor or indoor areas. The M (Mono) and B (Bi) series are both available in 3 sizes, each with 3 optical options, 3 color temperatures, and 3 Hard Coat Treatment finishes. Loch B-90 is the 3.5" x 4.7" bi light version.



## TECHNICAL DATA

<b>Wattage</b>	2x5W
<b>Power Supply</b>	Remote 350mA, not included. See page 2
<b>Dimming</b>	See drivers on page 2
<b>Construction</b>	Body: AISI 316L Stainless Steel Lens: Flush Black Silk-screened Glass Extra-clear, Tempered, 0.16" Thick
<b>CCT</b>	2700K, 3000K, 4000K
<b>CRI</b>	>80
<b>Delivered Lumens</b>	550 lm per beam (B-90, 3000K)
<b>Efficacy</b>	110 lm/W per beam (B-90, 3000K)
<b>Optics</b>	21°+ 21°, 45°+ 45°, 65°+ 65°
<b>BUG Rating</b>	B1-U0-G0 (21°)
<b>Lumen Maintenance</b>	100,000 hrs L80, B10 (Ta 25°C)
<b>Hard Coat Finishes</b>	Inox Natural, Inox Graphite, Inox Bronze
<b>Fixture Dimensions</b>	3.54" w x 4.72" h x 4.72" d
<b>IP Rating</b>	IP66
<b>Impact Resistance</b>	IK08
<b>Warranty</b>	10 Years Against Corrosion 5 Years on Electrical Components

Fixture Dimensions



*Hard Coating Treatment is the surface treatment of all the products by Stral Lighting. It is not a skin of color, but instead is a process that allows for the color to be absorbed all the way through. If a product is scratched, the color beneath is the same as the color on the surface. It guarantees a high superficial resistance to corrosion and atmospheric agents, as well as making the products anti-fingerprint and anti-stain. Available in three finishes Inox Natural, Inox Graphite and Inox Bronze.*

## ORDERING INFORMATION

*Example: SPT4014036B.US. Power Supplies / Accessories ordered separately.*

SPT40140				.US
Model No.	CCT	Optics	Finishes	
SPT40140 (B-90)	2 - 2700K 3 - 3000K 4 - 4000K	2 - 21° 4 - 45° 6 - 65°	N - Inox Natural G - Inox Graphite B - Inox Bronze	.US

Job Name/Date:

Fixture Type Designation:

## FINISHES



Inox Natural



Inox Graphite



Inox Bronze

## SUGGESTED POWER SUPPLIES

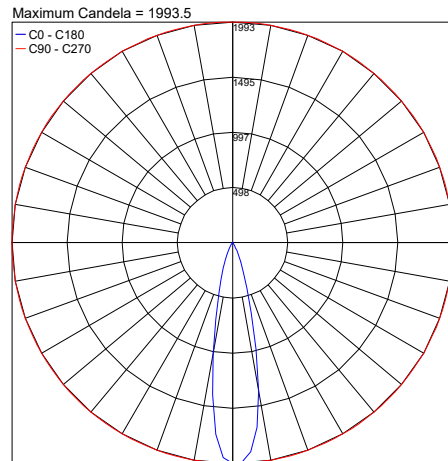
350mA

Part Number	Description	Input/Output	# of Fixtures
<a href="#">PPLT00496</a>	Phase Dim (120V only)	120VAC to 350mA, 12W, Class 2, DAMP	1-1
<a href="#">PPLT00467-P</a>	0-10V Dimming to 1.0%	120-277VAC to 350mA, 50W, Class 2, DAMP	1-2
<a href="#">PPLT00538-P</a>	0-10V Dimming to 0.1%	120-277VAC to 350mA, 100W, Class 2	1-8

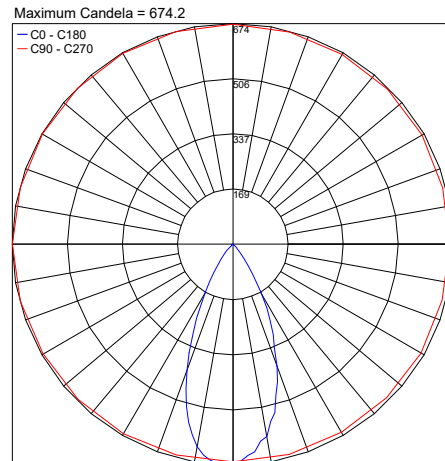
For other power supply options consult factory.

## PHOTOMETRIC DATA

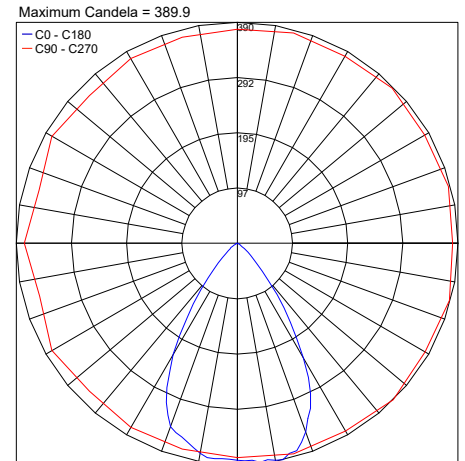
NOTE: All photometry is 3000K



21°



45°



65°

Job Name/Date:

Fixture Type Designation: