

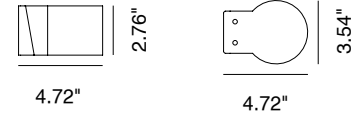
Loch is a circular, wall mounted, stainless steel LED luminaire that offers mono or bi-directional lighting for outdoor or indoor areas. The M (Mono) and B (Bi) series are both available in 3 sizes, each with 3 optical options, 3 color temperatures, and 3 Hard Coat Treatment finishes. Loch M-90 is the 3.5" x 4.7" mono version.



TECHNICAL DATA

Wattage	5W (M-90)
Power Supply	Remote 350mA - See page 2
Dimming	Available - See page 2
Construction	Body: AISI 316L Stainless Steel Lens: Flush Black Silk-screened Glass Extra-clear, Tempered, 0.16" Thick
CCT	2700K, 3000K, 4000K
CRI	>85
Delivered Lumens	550 lm (M-90, 3000K)
Efficacy	110 lm/W (M-90, 3000K)
Optics	21°, 45°, 65°
BUG Rating	B1-U0-G0 (21°)
Lumen Maintenance	100,000 hrs L80, B10 (Ta 25°C)
Hard Coat Finishes	Inox Natural, Inox Graphite, Inox Bronze
Fixture Dimensions	3.54" x 4.72" (M-90, B-90)
IP Rating	IP66
Impact Resistance	IK08
Warranty	10 Years Against Corrosion 5 Years on Electrical Components

Fixture Dimensions



Hard Coating Treatment is the surface treatment of all the products by Stral Lighting. It is not a skin of color, but instead is a process that allows for the color to be absorbed all the way through. If a product is scratched, the color beneath is the same as the color on the surface. It guarantees a high superficial resistance to corrosion and atmospheric agents, as well as making the products anti-fingerprint and anti-stain. Available in three finishes Inox Natural, Inox Graphite and Inox Bronze.

ORDERING INFORMATION

Example: SPT4011036B.US. Power Supplies / Accessories sold separately.

SPT40110				.US
Model No.	CCT	Optics	Finishes	
SPT40110 (M-90)	2 - 2700K 3 - 3000K 4 - 4000K	2 - 21° 4 - 45° 6 - 65°	N - Inox Natural G - Inox Graphite B - Inox Bronze	.US

Job Name/Date:

Fixture Type Designation:


FINISHES



Inox Natural



Inox Graphite



Inox Bronze

SUGGESTED POWER SUPPLIES

350mA

Part Number	Description	Input/Output	# of Fixtures
PPLT00148	0-10V Dimming to 10%	120-277VAC to 350mA, 6W, Class 2	1-1
PPLT00496	Phase Dim (120V only)	120VAC to 350mA, 12W, Class 2, DAMP	1-2
PPLT00263	Leading / Trailing Edge Dimming to 10% (120V only)	120-277VAC to 350mA, 32W, Class 2	3-4
PPLT00467-P	0-10V Dimming to 1.0%	120-277VAC to 350mA, 50W, Class 2, DAMP	1-4
PPLT00538-P	0-10V Dimming to 0.1% (4 channels)	120-277VAC to 350mA, 100W, Class 2	1-5 (1-20)

Suggested Lutron Compatible

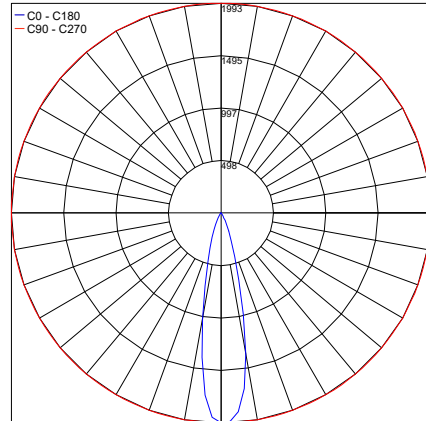
Part Number	Option	Lutron SKU	Dim Range	Description	Input/Output	# of Fixtures
PPLT00516	L3DAE / L3DA3W	L3DA	100%-1%	Hi-Lume™ 1% EcoSystem™ or 1% 3-Wire LED Driver	120-277VAC to 350mA, 13W, Class 2	2-2

For other power supply options consult factory.

PHOTOMETRIC DATA

NOTE: All photometry is 3000K

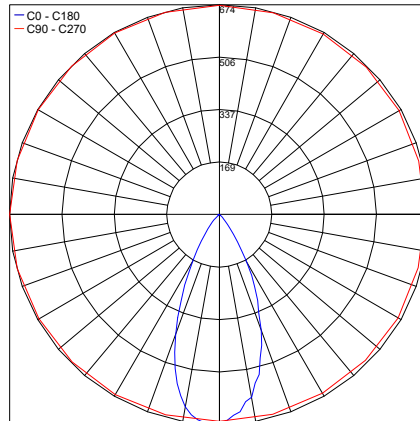
Maximum Candela = 1993.5



PHOTOMETRIC FILENAME : PT4011032B.IES

21°

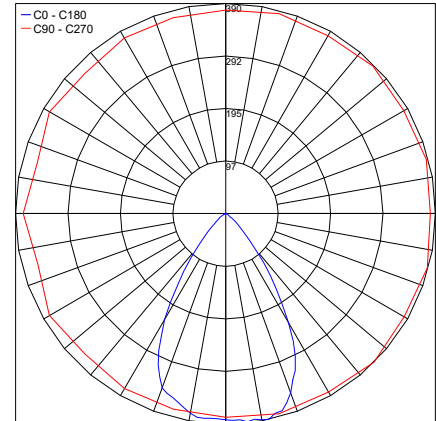
Maximum Candela = 674.2



PHOTOMETRIC FILENAME : PT4011034B.IES

45°

Maximum Candela = 389.9



PHOTOMETRIC FILENAME : PT4011036B.IES

65°

Job Name/Date:

Fixture Type Designation: