



Product

SILL

About

Volumes that come out of the surfaces in a harmonious and linear way, telling us a story. SILL is inspired by the homonymous sills, horizontal compositions of sill-shaped rock layers, which jut out from the wall to draw intriguing geometries.



79 Trenton Avenue
Frenchtown, NJ 08825

www.designplan.com

Tel: (908) 996-7710
Fax: (908) 996-7042

M 03



Inox Natural



Inox Graphite



Inox Bronze



B 03



Inox Natural



Inox Graphite




Inox Bronze



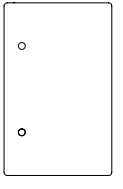
The spacer integrated with the lamp body makes the product compact. Made of AISI 316L stainless steel. Flush black silk-screened glass extra-clear tempered, 0.16" thick. Stainless steel screws with color matched to the finish. Mono and bi-emission versions with three LEDs for greater light output. 21°, 45° and 65° optics at 2700K, 3000K and 4000K. Integrated power supply. HTC surface finish available in three variants.

SILL M03







3.94"

2.76"

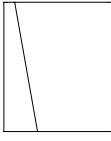


3.94"

6.30"

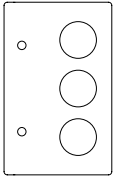
Color			Emission
2700 K 1630 lm	3000 K 1650 lm	4000 K 1840 lm	
Power 15 W	 Codes Technical details		 21°
			 45°
			 65°
<div>IP66IK08</div>			

SILL B03







3.94"

4.72"



3.94"

6.30"

Color			Emission
2700 K 2 x 1630 lm	3000 K 2 x 1650 lm	4000 K 2 x 1840 lm	
Power 2 x 15 W	 Codes Technical details		 21° + 21°
			 45° + 45°
			 65° + 65°
<div>IP66IK08</div>			

