

SILL



About

Volumes that come out of the surfaces in a harmonious and linear way, telling us a story. SILL is inspired by the homonymous sills, horizontal compositions of sill-shaped rock layers, which jut out from the wall to draw intriguing geometries.



Inox Natural



Inox Graphite



Inox Bronze





Inox Natural



Inox Graphite

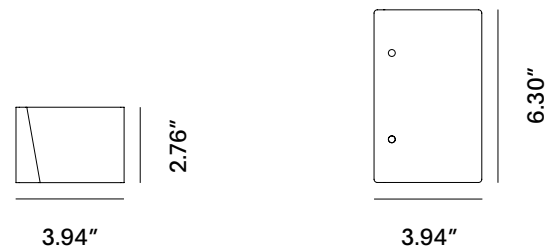



Inox Bronze



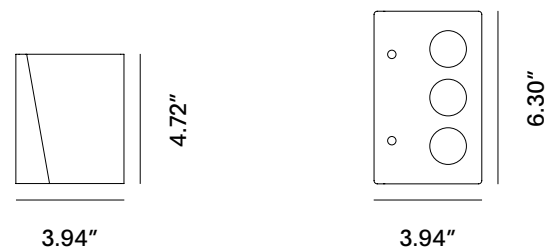
The spacer integrated with the lamp body makes the product compact. Made of AISI 316L stainless steel. Flush black silk-screened glass extra-clear tempered, 0.16" thick. Stainless steel screws with color matched to the finish. Mono and bi-emission versions with three LEDs for greater light output. 21°, 45° and 65° optics at 2700K, 3000K and 4000K. Integrated power supply. HTC surface finish available in three variants.


SILL M03



Color			Emission
2700 K 1630 lm	3000 K 1650 lm	4000 K 1840 lm	
Power 15 W		 Codes Technical details	45°
			65°
IP66		IK08	

SILL B03



Color			Emission
2700 K 2 x 1630 lm	3000 K 2 x 1650 lm	4000 K 2 x 1840 lm	
Power 2 x 15 W		 Codes Technical details	45° + 45°
			65° + 65°
IP66		IK08	





is the USA STRAL's official dealer

79 Trenton Avenue
Frenchtown, NJ

www.designplan.com

Tel: (908) 996-7710
Fax: (908) 996-7042