

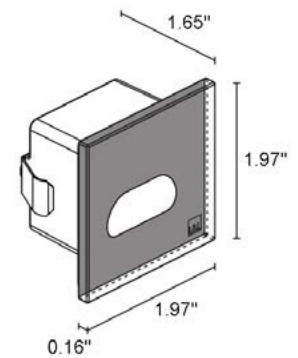
Naka is a asymmetric, recessed wall step or pathway light with an all-glass cover that are suitable for outdoor installation on footpaths, steps, stairs and corridors of private homes and hospitality venues. It is available in 2 sizes, with a flush or regressed versions for each, 3 color temperatures, and black or white standard finishes.



TECHNICAL DATA

| | |
|---------------------------|---|
| Wattage / Input | 2W (700mA) |
| Power Supply | Remote, not included. See page 2. |
| Construction | Body: Die-cast Aluminum Lens: Serigraphed, Tempered, Transparent Extra-clear Glass |
| CCT | 2700K, 3000K, 4000K |
| CRI | >90 |
| BUG Rating | B0-U1-G0 (3000K) |
| Delivered Lumens | 32 lm (3000K) |
| Efficacy | 16 lm/W |
| Optics | Asymmetrical |
| Finishes | Black, White |
| Fixture Dimensions | 2.0" x 2.0" x 1.7" |
| Fixture Weight | 0.18 lbs |
| LED Source | 1 Power LED |
| Lumen Maintenance | L80, B10 >60,000 hrs (Ta 25°C) |
| Color Consistency | 2-step MacAdam |
| Operating Temp. | 32°F to +122°F |
| IP Rating | IP66 |
| Impact Rating | IK07 |
| JA8 | Exempt |

Fixture Dimensions



OUTER CASING REQUIRED

ORDERING INFORMATION

Example: NK1020100050AN. Accessories / Power Supplies ordered separately.

| NK10201000 | | A | |
|------------|--|------------------|---|
| Model No. | CCT | Optics | Finish |
| NK10201000 | F0 - 2700K 50 - 3000K 90 - 4000K | A - Asymmetrical | E - White N - Black C - Custom RAL (consult factory for "C") |

Job Name/Date:

Fixture Type Designation:

SUGGESTED POWER SUPPLIES

700mA

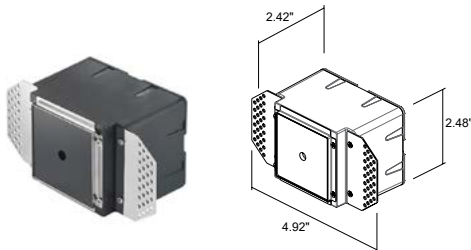
| Part Number | Description | Input/Output | # of Fixtures |
|-----------------------------|--|---|---------------|
| PPLT00199 | 0-10V Dimming to 10% | 120-277VAC to 700mA, 6W, Class 2 | 2-2 |
| PPLT00498 | PHASE DIM (120V only) | 120VAC to 700mA, 12W, Class 2 | 3-4 |
| PPLT00465-P | 0-10V Dimming to 1.0% | 120-277VAC to 700mA, 20W, Class 2, DAMP | 2-10 |
| PPLT00261 | Leading / Trailing Edge Dimming to 10% (120V only) | 120VAC to 700mA, 26W, Class 2, IP67 | 11-12 |
| PPLT00309-P | 0-10V Dimming to 0.1% | 120-277VAC to 700mA, 50W, Class 2 | 2-15 |
| PPLT00538-P | 0-10V Dimming to 0.1% (4 channels) | 120-277VAC to 700mA, 100W, Class 2 | 2-12 (2-48) |

Suggested Lutron Compatible

| Part Number | Option | Lutron SKU | Dim Range | Description | Input/Output | # of Fixtures |
|---------------------------|----------------|------------|-----------|--|-----------------------------------|---------------|
| PPLT00515 | L3DAE / L3DA3W | L3DA | 100%-1% | Hi-Lume™ 1% EcoSystem™ or 1% 3-Wire LED Driver | 120-277VAC to 700mA, 10W, Class 2 | 5-5 |
| PPLT00635 | PEQ0E | PEQ0 | 100%-1% | Hi-Lume™ Premier 0.1% EcoSystem™ (0.1% DIM) LED Driver | 120/277VAC to 700mA, 20W, Class 2 | 6-7 |
| PPLT00673 | PEQ0E | PEQ0 | 100%-1% | Hi-Lume™ Premier 0.1% EcoSystem™ (0.1% DIM) LED Driver | 120-277VAC to 700mA, 20W, Class 2 | 6-7 |
| PPLT00517 | L3DAE / L3DA3W | L3DA | 100%-1% | Hi-Lume™ 1% EcoSystem™ or 1% 3-Wire LED Driver | 120-277VAC to 700mA, 27W, Class 2 | 8-10 |

For other power supply options consult factory.

ACCESSORIES - Installation



WCA23
Outer Casing - **REQUIRED**



WN0C20A2
Kit for 0.63" thick plasterboard

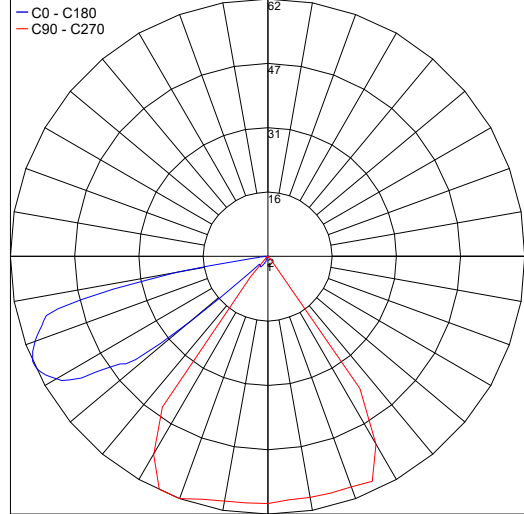
Job Name/Date:

Fixture Type Designation:

PHOTOMETRIC DATA

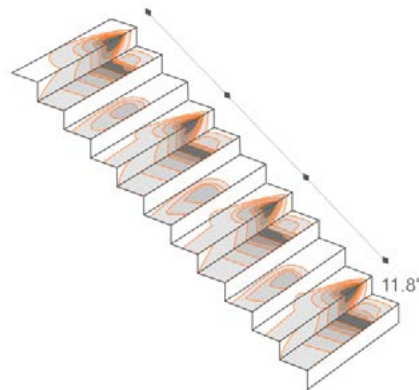
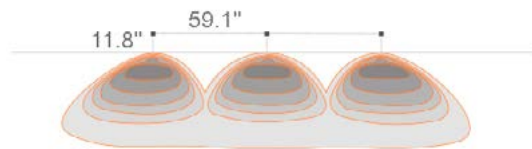
Note all Photometry is 3000K

Maximum Candela = 62.2



PHOTOMETRIC FILENAME : NAKA_1.0_A_3000K_2W_700MA.IES

LIGHT BEAM SPREAD



Job Name/Date:

Fixture Type Designation: