

METOPE 1.1

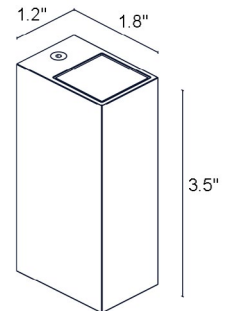
Metope is a square, single or double beam, wall-mounted, facade light perfect for hospitality or private home outdoor environments. It is available in 3 different sizes, with recessed optics for high visual comfort, 4 optics options, and 4 standard finishes including primer, so that the fixture's surface can be the same paint as the wall it is on allowing it to blend into its surroundings.



TECHNICAL DATA

Wattage / Input	3W (24VDC)
Power Supply	Remote, not included. See page 2.
Construction	Body: Die-Cast Aluminum Lens: Serigraphed Gray, Tempered, Transparent Extra-Clear Glass
CCT	2700K, 3000K, 4000K
CRI	>90
BUG Rating	B0-U0-G0 (3000K)
Delivered Lumens	153 lm (17°, 3000K)
Efficacy	53 lm/W (17°, 3000K)
Optics	17°, 22°, 36°, Diffuse
Finishes	4 Standard, see below
Fixture Dimensions	1.18" w x 1.81" l x 3.54" h
Fixture Weight	0.33 lbs
LED Source	1 Power LED
Lumen Maintenance	L80, B10 >100,000hrs (Ta 25°C)
Color Consistency	2-step MacAdam
Operating Temp.	-4°F to +122°F
IP Rating	IP65
IK Rating	IK05

Fixture Dimensions



ORDERING INFORMATION

Example: TM1100100150LT. Power Supplies / Accessories ordered separately.

TM1100	1				
Model No.	CRI	Honeycomb Louvre	CCT	Optics	Finish
TM1100	1 - CRI>90	000 - None 001 - Honeycomb Louvre <i>Honeycomb Louvre NOT available with diffuse optics</i>	F - 2700K 5 - 3000K 9 - 4000K	0S - 17° 0M - 22° 0L - 36° 0D - Diffuse	E - White H - Anthracite T - Cor-ten 7 - Primer

Job Name/Date:

Fixture Type Designation:

SUGGESTED POWER SUPPLIES

24VDC

Part Number	Description	Input/Output	# of Fixtures
PPLT00689	ELV / TRIAC	120VAC to 24VDC, 10W, Class 2, IP67	1-2
PPLT00632	0-10V Dimming (Dim to Off)	120-277VAC to 24VDC, 12W, Class 2	1-3
PPLT00481	Non-Dim	120-277VAC to 24VDC, 24W, Class 2	1-6
PPLT00586	Non-Dim	120-277VAC to 24VDC, 40W, Class 2	1-10
PPLT00284	Non-Dim	120-277VAC to 24VDC, 100W, Class 2	1-26
PPLT00543	0-10V Dimming to 15% (-40°C / -40°F cold weather start)	120-277VAC to 24VDC, 100W, Class 2	1-26

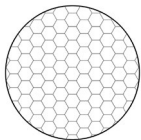
Suggested Lutron Compatible

Part Number	Option	Lutron SKU	Dim Range	Description	Input/Output	# of Fixtures
PPLT00273	L3DAE / L3DA3W	L3DA	100%-1%	Hi-Lume™ 1% EcoSystem™ or 1% 3-Wire LED Driver	120-277VAC to 24VDC, 40W, Class 2	1-10
PPLT00530	L3D0	L3D0	100%-0.1%	Hi-Lume™ Premier 0.1% or Ecosystem 3-Wire LED Driver	120-277VAC to 24VDC, 96W, Class 2	1-25

For other power supply options consult factory.

ACCESSORIES

Anti-glare



Honeycomb Louvre*

*Optical accessory added

in ordering matrix

Can be fitted on all optics except for diffuse optics

Job Name/Date:

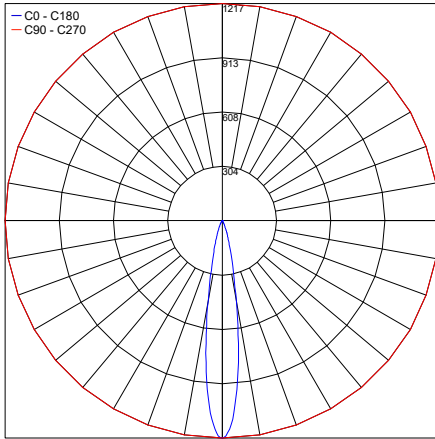
Fixture Type Designation:

PHOTOMETRIC DATA

Note all Photometry is 3000K

Maximum Candela = 1216.7

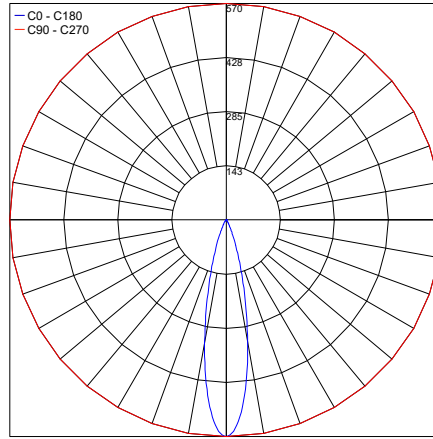
— C0 - C180
— C90 - C270



PHOTOMETRIC FILENAME : METOPE_1.1_S_17_3000K_3W.IES

Maximum Candela = 570.5

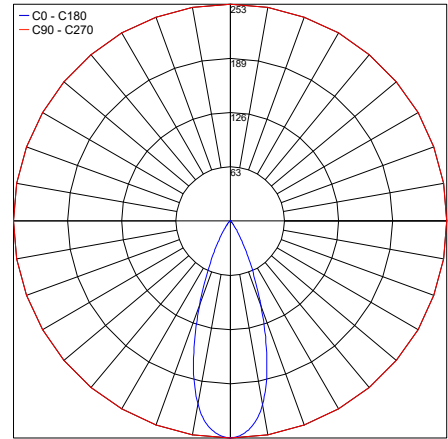
— C0 - C180
— C90 - C270



PHOTOMETRIC FILENAME : METOPE_1.1_M_22_3000K_3W.IES

Maximum Candela = 252.6

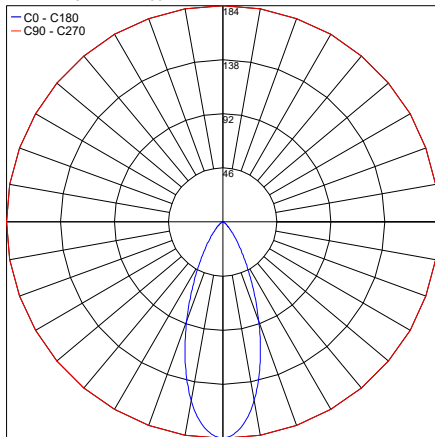
— C0 - C180
— C90 - C270



PHOTOMETRIC FILENAME : METOPE_1.1_L_36_3000K_3W.IES

Maximum Candela = 183.7

— C0 - C180
— C90 - C270



PHOTOMETRIC FILENAME : METOPE_1.1_D_3000K_3W.IES

Job Name/Date:

Fixture Type Designation: