

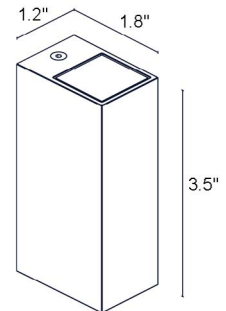
Metope is a square, single or double beam, wall-mounted, facade light perfect for hospitality or private home outdoor environments. It is available in 3 different sizes, with recessed optics for high visual comfort, 4 optics options, and 4 standard finishes including primer, so that the fixture's surface can be the same paint as the wall it is on allowing it to blend into its surroundings.



TECHNICAL DATA

Wattage / Input	6W (24VDC)
Power Supply	Remote, not included. See page 2.
Construction	Body: Die-Cast Aluminum Lens: Serigraphed Gray, Tempered, Transparent Extra-Clear Glass
CCT	2700K, 3000K, 4000K
CRI	>90
BUG Rating	B0-U3-G0 (3000K)
Delivered Lumens	306 lm (17°, 3000K)
Efficacy	51 lm/W (17°, 3000K)
Optics	17°+17°, 17°+36°, 22°+22°, 36°+36°, Diffuse
Finishes	4 Standard, see below
Fixture Dimensions	1.18" w x 1.81" l x 3.54" h
Fixture Weight	0.37 lbs
LED Source	2 Power LEDs
Lumen Maintenance	L80, B10 >100,000hrs (Ta 25°C)
Color Consistency	2-step MacAdam
Operating Temp.	-4°F to +122°F
IP Rating	IP65
IK Rating	IK05

Fixture Dimensions



ORDERING INFORMATION

Example: **TM120010015LLT**. Power Supplies / Accessories ordered separately.

TM1200	1				
Model No.	CRI	Honeycomb Louvre	CCT	Optics	Finish
TM1200	1 - CRI>90	000 - None 001 - Honeycomb Louvre <i>Honeycomb Louvre NOT available with diffuse optics</i>	F - 2700K 5 - 3000K 9 - 4000K	SS - 17°+17° SL - 17°+36° MM - 22°+22° LL - 36°+36° DD - Diffuse	E - White H - Anthracite T - Cor-ten 7 - Primer

Job Name/Date:

Fixture Type Designation:

SUGGESTED POWER SUPPLIES

24VDC

Part Number	Description	Input/Output	# of Fixtures
PPLT00689	ELV / TRIAC	120VAC to 24VDC, 10W, Class 2, IP67	1-1
PPLT00632	0-10V Dimming (Dim to Off)	120-277VAC to 24VDC, 12W, Class 2	1-1
PPLT00481	Non-Dim	120-277VAC to 24VDC, 24W, Class 2	1-3
PPLT00157	Non-Dim	120VAC to 24VDC, 60W, Class 2	1-8
PPLT00599	ELV / TRIAC & 0-10V Dimming (100 to 0%)	120-277VAC to 24VDC, 96W, Class 2	1-12
PPLT00284	Non-Dim	120-277VAC to 24VDC, 100W, Class 2	1-13
PPLT00543	0-10V Dimming to 15% (-40°C / -40°F cold weather start)	120-277VAC to 24VDC, 100W, Class 2	1-13

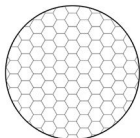
Suggested Lutron Compatible

Part Number	Option	Lutron SKU	Dim Range	Description	Input/Output	# of Fixtures
PPLT00273	L3DAE / L3DA3W	L3DA	100%-1%	Hi-Lume™ 1% EcoSystem™ or 1% 3-Wire LED Driver	120-277VAC to 24VDC, 40W, Class 2	1-5
PPLT00530	L3D0	L3D0	100%-0.1%	Hi-Lume™ Premier 0.1% or Ecosystem 3-Wire LED Driver	120-277VAC to 24VDC, 96W, Class 2	1-12

For other power supply options consult factory.

ACCESSORIES

Anti-glare



Honeycomb Louvre*

*Optical accessory added in ordering matrix

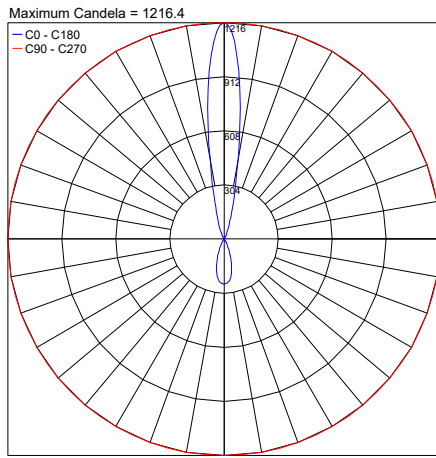
Can be fitted on all optics except for diffuse optics

Job Name/Date:

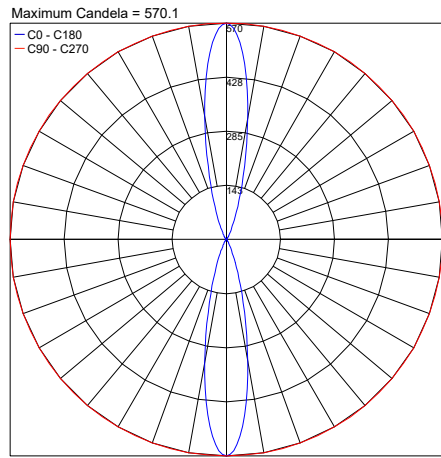
Fixture Type Designation:

PHOTOMETRIC DATA

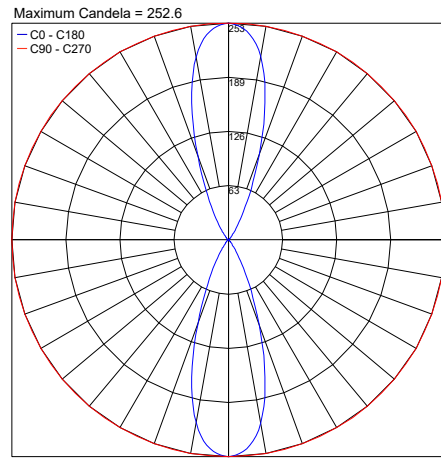
Note all Photometry is 3000K



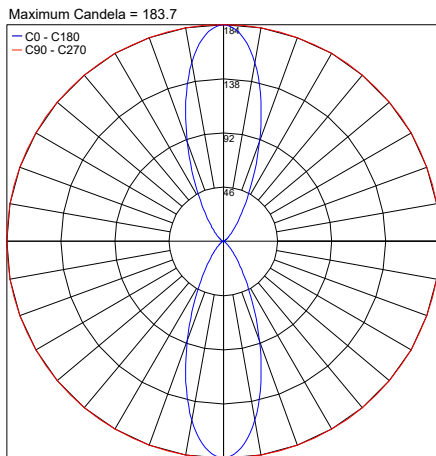
PHOTOMETRIC FILENAME : METOPE_1.2_SL_17+36_3000K_6W.IES



PHOTOMETRIC FILENAME : METOPE_1.2_MM_22_3000K_6W.IES



PHOTOMETRIC FILENAME : METOPE_1.2_LL_36_3000K_6W.IES



PHOTOMETRIC FILENAME : METOPE_1.2_DD_3000K_6W.IES

Job Name/Date:

Fixture Type Designation: