

METOPE 2.2

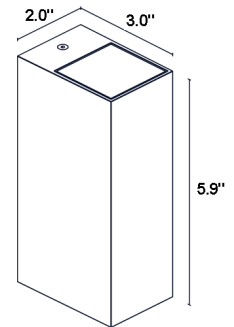
Metope is a square, single or double beam, wall-mounted, facade light perfect for hospitality or private home outdoor environments. It is available in 3 different sizes, with recessed optics for high visual comfort, 4 optics options, and 4 standard finishes including primer, so that the fixture's surface can be the same paint as the wall it is on allowing it to blend into its surroundings.



TECHNICAL DATA

Wattage / Input	13W (24VDC)
Power Supply	Remote, not included. See page 2.
Construction	Body: Die-Cast Aluminum Lens: Serigraphed Gray, Tempered, Transparent Extra-Clear Glass
CCT	2200K, 2700K, 3000K, 4000K
CRI	>90
BUG Rating	B1-U3-G0 (3000K - 26°, 36°, 21° 21°+52°, Diffuse) B1-U4-G0 (3000K - 52°)
Delivered Lumens	1002 lm (52°, 3000K)
Efficacy	77.1 lm/W (17°, 3000K)
Optics	21°+21°, 21°+52°, 26°+26°, 36°+36°, 52°+52°, Diffuse
Finishes	4 Standard, see below
Fixture Dimensions	2.01" w x 2.99" l x 5.91"h
Fixture Weight	1.50 lbs
LED Source	2 COB LEDs
Lumen Maintenance	L80, B10 >60,000 hrs (Ta 25°C)
Color Consistency	2-step MacAdam
Operating Temp.	-4°F to +122°F
IP Rating	IP65
IK Rating	IK05

Fixture Dimensions



ORDERING INFORMATION

Example: TM220010015LLT. Power Supplies / Accessories ordered separately.

TM2200	1				
Model No.	CRI	Honeycomb Louvre	CCT	Optics	Finish
TM2200	1 - CRI>90	000 - None 001 - Honeycomb Louvre <i>Honeycomb Louvre NOT available with diffuse optics</i>	N - 2200K F - 2700K 5 - 3000K 9 - 4000K	SS - 21°+21° SK - 21°+52° MM - 26°+26° LL - 36°+36° KK - 52°+52° DD - Diffuse	E - White H - Anthracite T - Cor-ten 7 - Primer

Job Name/Date:

Fixture Type Designation:

SUGGESTED POWER SUPPLIES

24VDC

Part Number	Description	Input/Output	# of Fixtures
PPLT00481	Non-Dim	120-277VAC to 24VDC, 24W, Class 2	1-1
PPLT00586	Non-Dim	120-277VAC to 24VDC, 40W, Class 2	1-2
PPLT00709	ELV / TRIAC & 0-10V Dimming	120-277VAC to 24VDC, 96W, Class 2, DAMP	1-5
PPLT00543	0-10V Dimming to 15% (-40°C / -40°F cold weather start)	120-277VAC to 24VDC, 100W, Class 2	1-6

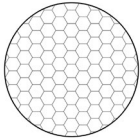
Suggested Lutron Compatible

Part Number	Option	Lutron SKU	Dim Range	Description	Input/Output	# of Fixtures
PPLT00273	L3DAE / L3DA3W	L3DA	100%-1%	Hi-Lume™ 1% EcoSystem™ or 1% 3-Wire LED Driver	120-277VAC to 24VDC, 40W, Class 2	1-2
PPLT00530	L3D0	L3D0	100%-0.1%	Hi-Lume™ Premier 0.1% or Ecosystem 3-Wire LED Driver	120-277VAC to 24VDC, 96W, Class 2	1-5

For other power supply options consult factory.

ACCESSORIES

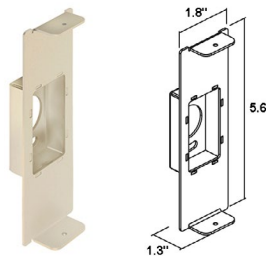
Anti-glare



Honeycomb Louvre*

*Optical accessory added in ordering matrix

Can be fitted on all optics except for diffuse optics



WDA20_

Spacer

For Spacer include one of the below finishes:

E - White

H - Anthracite

T - Cor-ten

7 - Primer

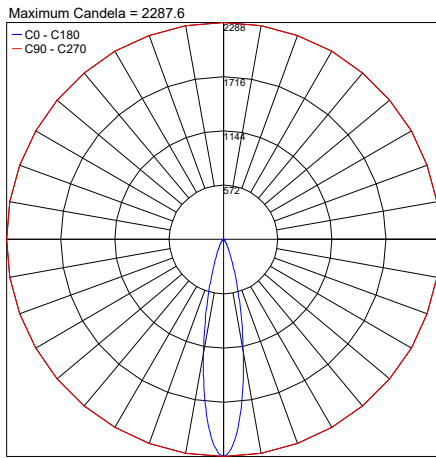
CR - Custom RAL (consult factory)

Job Name/Date:

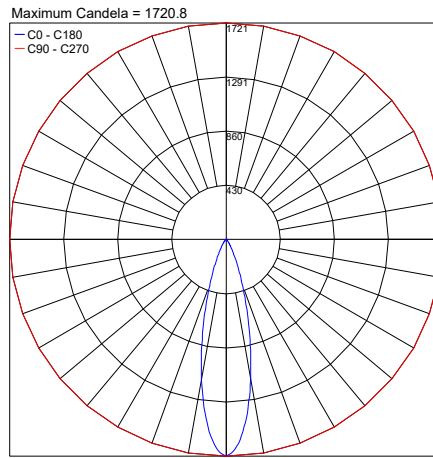
Fixture Type Designation:

PHOTOMETRIC DATA

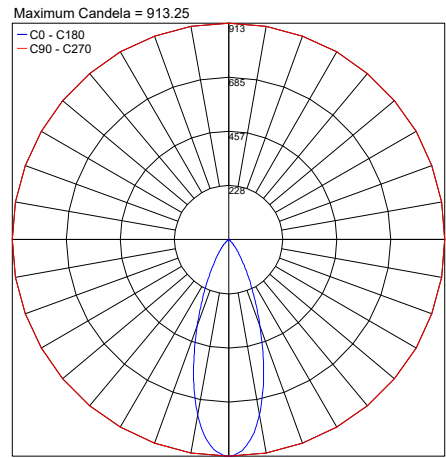
Note all Photometry is 3000K



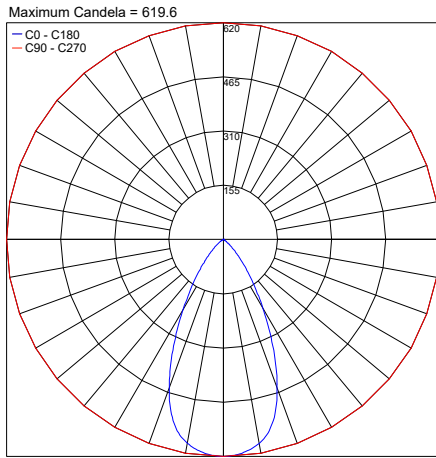
PHOTOMETRIC FILENAME : METOPE_2_1_S_21_3000K_7W.IES



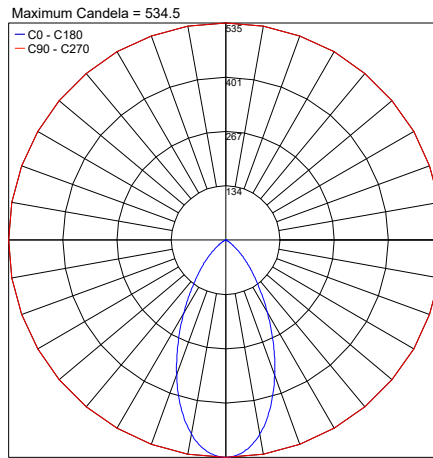
PHOTOMETRIC FILENAME : METOPE_2_1_M_26_3000K_7W.IES



PHOTOMETRIC FILENAME : METOPE_2_1_L_36_3000K_7W.IES



PHOTOMETRIC FILENAME : METOPE_2_1_K_52_3000K_7W.IES



PHOTOMETRIC FILENAME : METOPE_2_1_D_3000K_7W.IES

Job Name/Date:

Fixture Type Designation: