

# METOPE 3.1

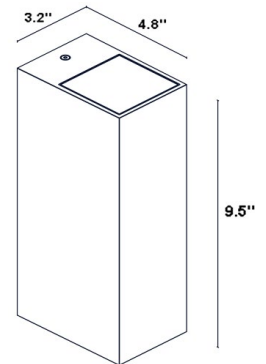
Metope is a square, single or double beam, wall-mounted, facade light perfect for hospitality or private home outdoor environments. It is available in 3 different sizes, with recessed optics for high visual comfort, 4 optics options, and 4 standard finishes including primer, so that the fixture's surface can be the same paint as the wall it is on allowing it to blend into its surroundings.

## TECHNICAL DATA

<b>Wattage / Input</b>	10W (24VDC)
<b>Power Supply</b>	Remote, not included. See page 2.
<b>Construction</b>	Body: Die-Cast Aluminum Lens: Serigraphed Gray, Tempered, Transparent Extra-Clear Glass
<b>CCT</b>	2200K, 2700K, 3000K, 4000K
<b>CRI</b>	>90
<b>BUG Rating</b>	B1-U1-G0 (3000K - Asym, 31°, 26°, 16°) B1-U0-G0 (3000K - Diffuse, 54°, 37°)
<b>Delivered Lumens</b>	761 lm (16°, 3000K)
<b>Efficacy</b>	76.1 lm/W (16°, 3000K)
<b>Optics</b>	16°, 26°, 37°, 54°, Asymmetrical, Diffuse
<b>Finishes</b>	4 Standard, see below
<b>Fixture Dimensions</b>	3.23" w x 4.76" l x 9.45" h
<b>Fixture Weight</b>	1.32 lbs
<b>LED Source</b>	1 COB LEDs
<b>Lumen Maintenance</b>	L80, B10 >60,000 hrs (Ta 25°C)
<b>Color Consistency</b>	2-step MacAdam
<b>Operating Temp.</b>	-4°F to +122°F
<b>IP Rating</b>	IP65
<b>IK Rating</b>	IK05



Fixture Dimensions



**Note:** 3.1 and 3.2 models to be mounted to the wall over a single gang switch box.

## ORDERING INFORMATION

*Example: TM3100100150LT. Power Supplies / Accessories ordered separately.*

TM3100	1				
Model No.	CRI	Honeycomb Louvre	CCT	Optics	Finish
TM3100	1 - CRI>90	000 - None 001 - Honeycomb Louvre <i>Honeycomb Louvre NOT available with diffuse optics</i>	N - 2200K F - 2700K 5 - 3000K 9 - 4000K	0S - 16° 0M - 26° 0L - 37° 0K - 54° 0A - Asym. 0D - Diffuse	E - White H - Anthracite T - Cor-ten 7 - Primer

Job Name/Date:

Fixture Type Designation:

## SUGGESTED POWER SUPPLIES

24VDC

Part Number	Description	Input/Output	# of Fixtures
<a href="#">PPLT00481</a>	Non-Dim	120-277VAC to 24VDC, 24W, Class 2	1-1
<a href="#">PPLT00157</a>	Non-Dim	120VAC to 24VDC, 60W, Class 2	1-4
<a href="#">PPLT00284</a>	Non-Dim	120-277VAC to 24VDC, 100W, Class 2	1-8
<a href="#">PPLT00543</a>	0-10V Dimming to 15% (-40°C / -40°F cold weather start)	120-277VAC to 24VDC, 100W, Class 2	1-8

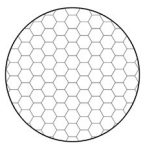
## Suggested Lutron Compatible

Part Number	Option	Lutron SKU	Dim Range	Description	Input/Output	# of Fixtures
<a href="#">PPLT00273</a>	L3DAE / L3DA3W	L3DA	100%-1%	Hi-Lume™ 1% EcoSystem™ or 1% 3-Wire LED Driver	120-277VAC to 24VDC, 40W, Class 2	1-3
<a href="#">PPLT00530</a>	L3D0	L3D0	100%-0.1%	Hi-Lume™ Premier 0.1% or Ecosystem 3-Wire LED Driver	120-277VAC to 24VDC, 96W, Class 2	1-7

For other power supply options consult factory.

## ACCESSORIES

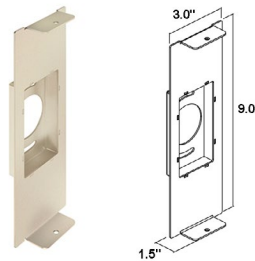
### Anti-glare



### Honeycomb Louvre\*

\*Optical accessory added in ordering matrix

Can be fitted on all optics except for diffuse optics



### WDA21\_

Spacer

For Spacer include one of the below finishes:

**E** - White

**H** - Anthracite

**T** - Cor-ten

**7** - Primer

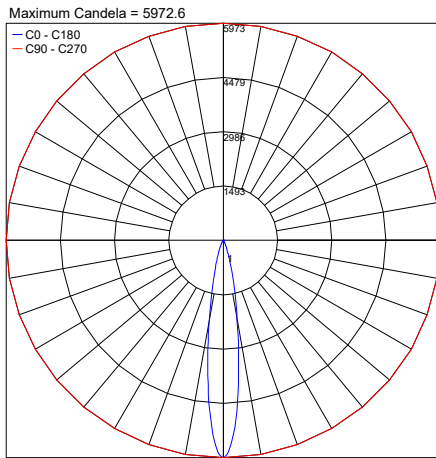
**CR** - Custom RAL (consult factory)

Job Name/Date:

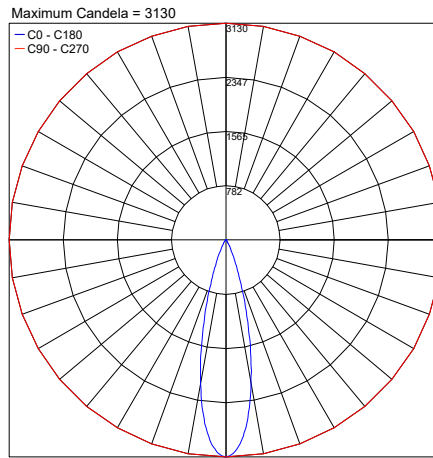
Fixture Type Designation:

## PHOTOMETRIC DATA

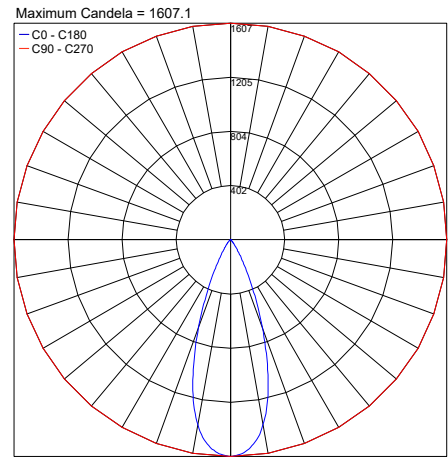
Note all Photometry is 3000K



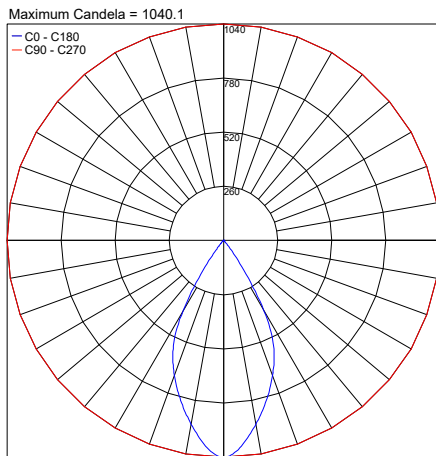
PHOTOMETRIC FILENAME : METOPE\_3.1\_S\_16\_3000K\_10W.IES



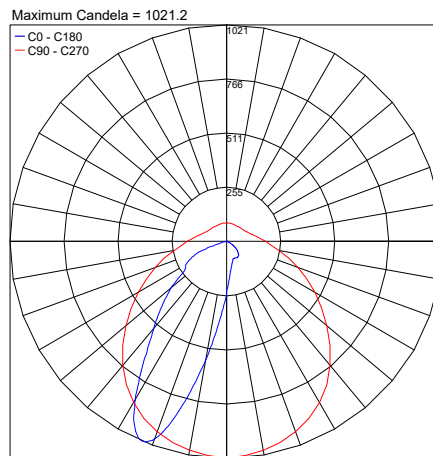
PHOTOMETRIC FILENAME : METOPE\_3.1\_M\_26\_3000K\_10W.IES



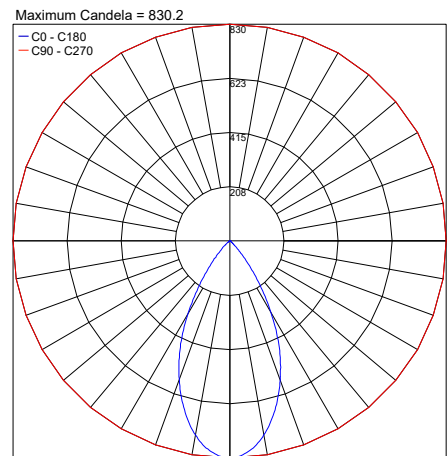
PHOTOMETRIC FILENAME : METOPE\_3.1\_L\_37\_3000K\_10W.IES



PHOTOMETRIC FILENAME : METOPE\_3.1\_K\_54\_3000K\_10W.IES



PHOTOMETRIC FILENAME : METOPE\_3.1\_A\_3000K\_10W.IES



PHOTOMETRIC FILENAME : METOPE\_3.1\_D\_3000K\_10W.IES

Job Name/Date:

Fixture Type Designation: