

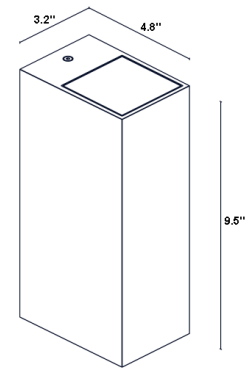
Metope is a square, single or double beam, wall-mounted, facade light perfect for hospitality or private home outdoor environments. It is available in 3 different sizes, with recessed optics for high visual comfort, 4 optics options, and 4 standard finishes including primer, so that the fixture's surface can be the same paint as the wall it is on allowing it to blend into its surroundings.



## TECHNICAL DATA

<b>Wattage / Input</b>	19W (24VDC)
<b>Power Supply</b>	Remote, not included. See page 2.
<b>Construction</b>	Body: Die-Cast Aluminum Lens: Serigraphed Gray, Tempered, Transparent Extra-Clear Glass
<b>CCT</b>	2200K, 2700K, 3000K, 4000K
<b>CRI</b>	>90
<b>BUG Rating</b>	B1-U4-G0 (3000K)
<b>Delivered Lumens</b>	1522 lm (16°, 3000K)
<b>Efficacy</b>	80.1 lm/W (16°, 3000K)
<b>Optics</b>	16°+16°, 16°+54°, 26°+26°, 37°+37°, 54°+54°, Asymmetrical, Asymmetrical + 16°, Diffuse
<b>Finishes</b>	4 Standard, see below
<b>Fixture Dimensions</b>	3.23" w x 4.76" l x 9.45" h
<b>Fixture Weight</b>	4.67 lbs
<b>LED Source</b>	2 COB LEDs
<b>Lumen Maintenance</b>	L80, B10 >60,000 hrs (Ta 25°C)
<b>Color Consistency</b>	2-step MacAdam
<b>Operating Temp.</b>	-4°F to +122°F
<b>IP Rating</b>	IP65
<b>IK Rating</b>	IK05

Fixture Dimensions



**Note:** 3.1 and 3.2 models to be mounted to the wall over a single gang switch box.

## ORDERING INFORMATION

**Example:** TM320010015LLT. *Power Supplies / Accessories ordered separately.*

TM3200	1				
Model No.	CRI	Honeycomb Louvre	CCT	Optics	Finish
TM3200	1 - CRI>90	<b>000</b> - None <b>001</b> - Honeycomb Louvre <i>Honeycomb Louvre NOT available with diffuse optics</i>	<b>N</b> - 2200K <b>F</b> - 2700K <b>5</b> - 3000K <b>9</b> - 4000K	<b>SS</b> - 16°+16° <b>SK</b> - 16°+54° <b>MM</b> - 26°+26° <b>LL</b> - 37°+37° <b>KK</b> - 54°+54° <b>AA</b> - Asym. <b>AS</b> - Asym + 16° <b>DD</b> - Diffuse	<b>E</b> - White <b>H</b> - Anthracite <b>T</b> - Cor-ten <b>7</b> - Primer

Job Name/Date:

Fixture Type Designation:

## SUGGESTED POWER SUPPLIES

24VDC

Part Number	Description	Input/Output	# of Fixtures
<a href="#">PPLT00481</a>	Non-Dim	120-277VAC to 24VDC, 24W, Class 2	1-1
<a href="#">PPLT00586</a>	Non-Dim	120-277VAC to 24VDC, 40W, Class 2	1-1
<a href="#">PPLT00284</a>	Non-Dim	120-277VAC to 24VDC, 100W, Class 2	1-4
<a href="#">PPLT00543</a>	0-10V Dimming to 15% (-40°C / -40°F cold weather start)	120-277VAC to 24VDC, 100W, Class 2	1-4

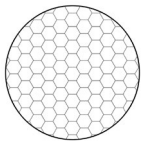
## Suggested Lutron Compatible

Part Number	Option	Lutron SKU	Dim Range	Description	Input/Output	# of Fixtures
<a href="#">PPLT00273</a>	L3DAE / L3DA3W	L3DA	100%-1%	Hi-Lume™ 1% EcoSystem™ or 1% 3-Wire LED Driver	120-277VAC to 24VDC, 40W, Class 2	1-1
<a href="#">PPLT00530</a>	L3D0	L3D0	100%-0.1%	Hi-Lume™ Premier 0.1% or Ecosystem 3-Wire LED Driver	120-277VAC to 24VDC , 96W, Class 2	1-4

For other power supply options consult factory.

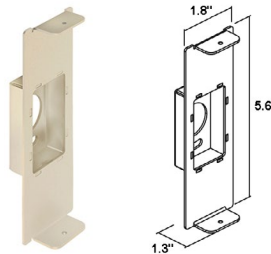
## ACCESSORIES

### Anti-glare



### Honeycomb Louvre\*

\*Optical accessory added in ordering matrix  
Can be fitted on all optics except for diffuse optics



### WDA21\_

Spacer

For Spacer include one of the below finishes:

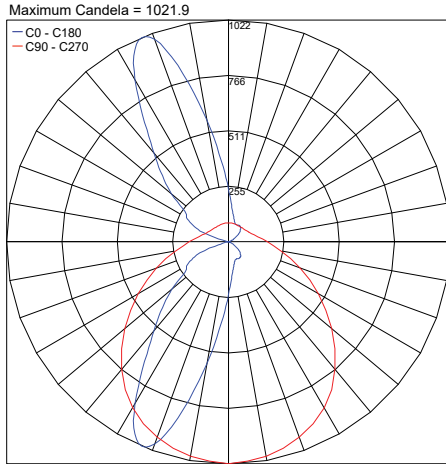
- E** - White
- H** - Anthracite
- T** - Cor-ten
- 7** - Primer
- CR** - Custom RAL (*consult factory*)

Job Name/Date:

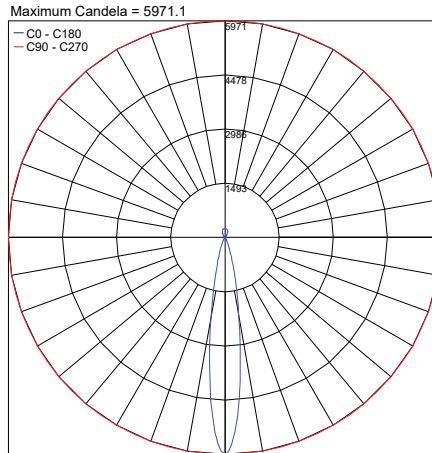
Fixture Type Designation:

## PHOTOMETRIC DATA

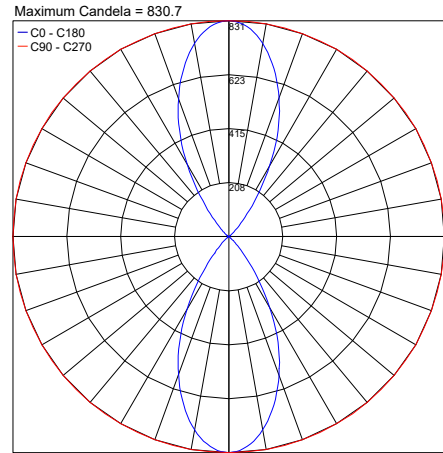
Note all Photometry is 3000K



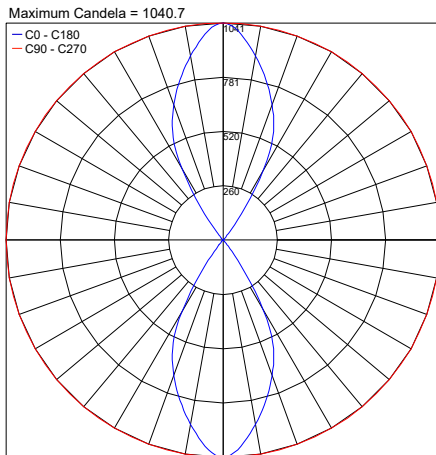
PHOTOMETRIC FILENAME : METOPE\_3.2\_AA\_3000K\_19W.IES



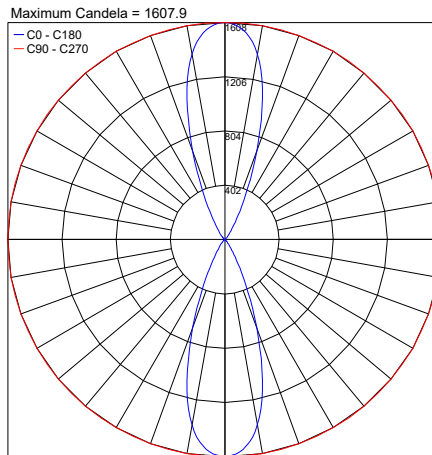
PHOTOMETRIC FILENAME : METOPE\_3.2\_AS\_16+A\_3000K\_19W.IES



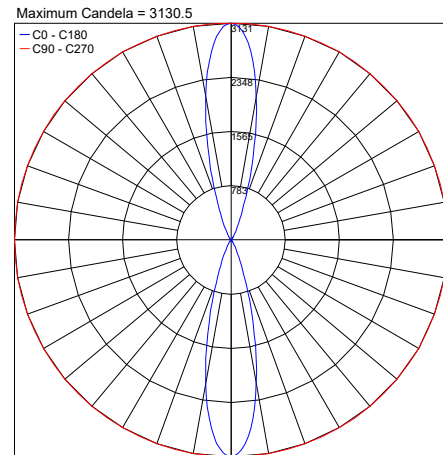
PHOTOMETRIC FILENAME : METOPE\_3.2\_DD\_3000K\_19W.IES



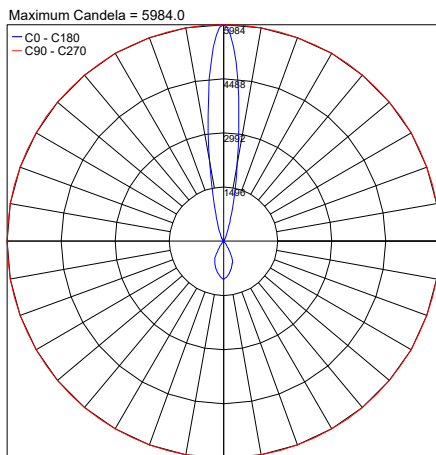
PHOTOMETRIC FILENAME : METOPE\_3.2\_KK\_54\_3000K\_19W.IES



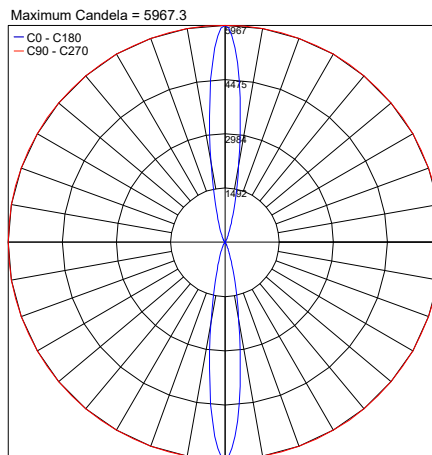
PHOTOMETRIC FILENAME : METOPE\_3.2\_LL\_37\_3000K\_19W.IES



PHOTOMETRIC FILENAME : METOPE\_3.2\_MM\_26\_3000K\_19W.IES



PHOTOMETRIC FILENAME : METOPE\_3.2\_SK\_16+54\_3000K\_19W.IES



PHOTOMETRIC FILENAME : METOPE\_3.2\_SS\_16\_3000K\_19W.IES

Job Name/Date:

Fixture Type Designation: