

# aKupolo Indirect

aKupolo Indirect is a fully configurable, circular, convex dome shaped, indirect upright, LED based, acoustic pendant luminaire. It is available in diameters 21.7", 29.5", 37.4" and 45.3", with multiple etch-designs, choice of felt colors, and the ring profile supplied in multiple colors & finishes. PROVIDED WITH INTEGRAL DALI2 DRIVER. REQUIRES REMOTE 48VDC non-dim DRIVER AND DALI CONTROLS PROVIDED BY OTHERS.



Fixture Dimensions - See Page 2

## TECHNICAL DATA

<b>Wattage</b>	STATIC WHITE	TUNABLE WHITE
	88W - 21.7" (550 mm)	138W - 21.7" (550 mm)
	120W - 29.5" (750 mm)	181W - 29.5" (750 mm)
	152W - 37.4" (950 mm)	233W - 37.4" (950 mm)
	184W - 45.4" (1150 mm)	284W - 45.4" (1150 mm)
<b>Power Supply</b>	Remote 48VDC, not included. See page 2. Integral DALI2 drivers - Dali controls provided by others	
<b>Construction</b>	Acoustic Dome: 0.35" Fire-rated Recycled PET Felt Ring: CNC Milled High-grade Aluminum Lens: 0.24" High-grade Satin Acrylic	
<b>CCT</b>	2700K, 3000K, 4000K, 5000K, 6500K Tunable White 2200-6500K	
<b>CRI</b>	80 (90 optional for 2700K, 3000K, 4000K)	
<b>Delivered Lumens</b>	5,976 lm (21.7" - 30K)	9,455 lm (21.7" - TW)
	8,148 lm (29.5" - 30K)	12,891 lm (29.5" - TW)
	10,324 lm (37.4" - 30K)	16,333 lm (37.4" - TW)
	12,492 lm (45.3" - 30K)	19,763 lm (45.3" - TW)
<b>Efficacy</b>	68 lm/W (3000K)	
<b>Optics</b>	Indirect	
<b>Felt, Ring Colors</b>	6 Felt, 4 Ring, 6 Etch Designs - See Below	
<b>Fixture Dimensions</b>	9.3" x Ø21.7", 12.6" x Ø29.6" 16.1" x Ø37.5", 19.6" x Ø45.4"	
<b>Lumen Maintenance</b>	100,000 hrs L80, B10 (Ta 25°C)	
<b>Color Consistency</b>	3-Step MacAdam	

## ORDERING INFORMATION

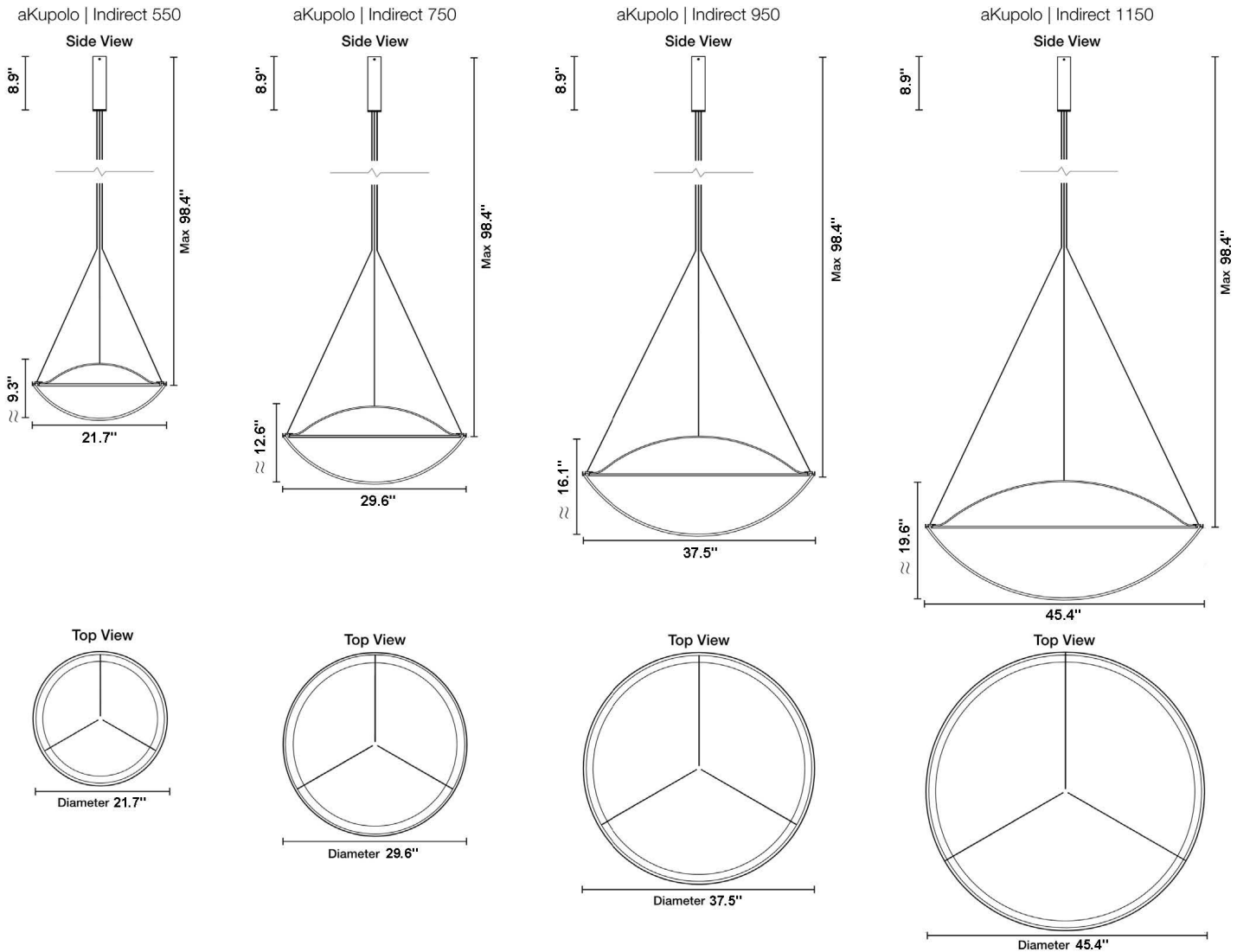
Example: ARAKUP-4-1-T-I-M-S-C.US. Power Supplies ordered separately.

ARAKUP	-		-	1	-		-	I	-		-		-		-		-		-	US	
Model #	Diameter	CRI	CCT	Style	Dome Felt	Ring Trim	Etch Design														US
ARAKUP	4 - 45.3"	1 - 80	2 - 2700K	I - Indirect	M - Marble Gray	A - Alum	C - Circle														
	3 - 37.4"		3 - 3000K		S - Sand	B - Black	L - Lines														
	2 - 29.5"		4 - 4000K		C - Coconut	S - Silver	S - Shade														
	1 - 21.7"		5 - 5000K		N - Night Blue	G - Gold	R - Rose														
			6 - 6500K		A - Antracite		M - Mikado														
			T - Tunable White		B - Black		W - Wave														

Job Name/Date:

Fixture Type Designation:

## FIXTURE DIMENSIONS



## SUGGESTED POWER SUPPLIES

48VDC - PROVIDED WITH INTEGRAL DALI2 DRIVER. REQUIRES REMOTE 48VDC non-dim DRIVER, DALI CONTROLS PROVIDED BY OTHERS.


Part Number	Description	Input/Output	# of Fixtures			
			Ø21.7"	Ø29.5"	Ø37.4"	Ø45.3"
<a href="#">PPLT00492</a>	Non-Dim	120-277VAC to 48VDC, 187W, Class 2	1-1	1-1	—	—
<a href="#">PPLT00672</a>	Non-Dim	120-277VAC to 48VDC, 240W, Class 2	1-2	1-2	1-1	1-1
<a href="#">PPLT00566</a>	Non-Dim	120-277VAC to 48VDC, 600W, Class 2	1-5	1-4	1-3	1-2

For other power supply options consult factory.

Job Name/Date:

Fixture Type Designation:


## FELT COLORS



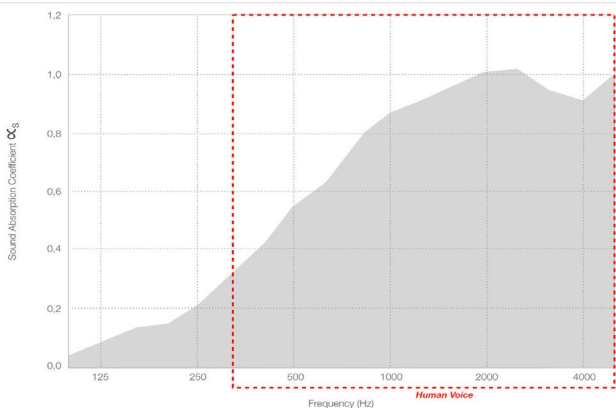
## RING COLORS



## ETCH DESIGNS



## ACOUSTIC PERFORMANCE CHART



$\alpha_w$  (ISO 11654) = 0,50 (MH)

NRC (ASTM – C423) = 0,65

)) LOW FREQUENCY 22% Noise Reduction

)) MID FREQUENCY 78% Noise Reduction

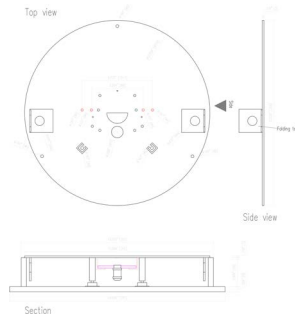
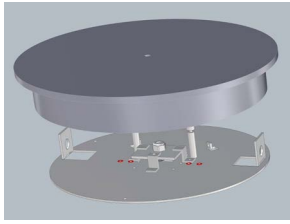
)) HIGH FREQUENCY 91% Noise Reduction

Job Name/Date:

Fixture Type Designation:

## ACCESSORIES

### Installation



**XXX**  
Ceiling Rose - Gear Tube

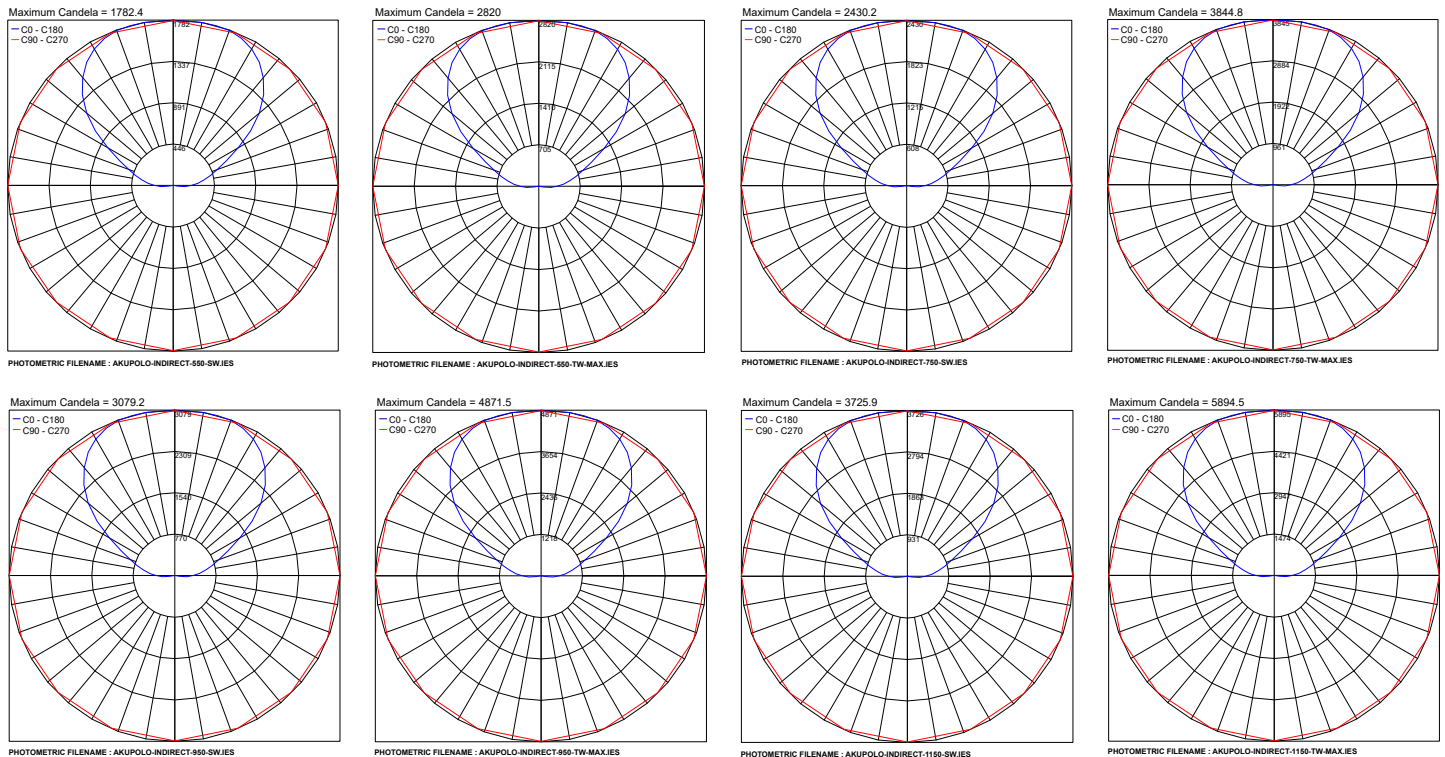
### Optional

**XXX**  
Casambi App & Power Supply  
(required for Casambi version)

**XXX**  
Casambi Wall Switch

**XXX**  
DALI bus (AC/DC Power Supply +  
Dali Converter for 24VDC)

## PHOTOMETRIC DATA - Note all Photometry is 3000K



Job Name/Date:

Fixture Type Designation: