


FOG 1 300

CEILING OR WALL (SURFACE OR RECESSED), PROJECTOR

FOG 1 is a linear, outdoor ceiling or wall fixture that comes in surface-mounted, projector or recessed versions, each in 4 lengths offering high resistance to atmospheric elements and longevity. FOG 1 300 is the 13 foot length that comes as a surface-mounted projector, or wall/ceiling versions that are available in 5 standard finishes. It also comes in a recessed wall or ceiling version.



TECHNICAL DATA

Wattage	12W
Power Supply	Remote 24VDC - See page 3 for options
Construction	Body: Extruded Aluminum EN AW6060 Lens: Opal Glass
CCT	2700K, 3000K
BUG Rating	—
CRI	>90
Delivered Lumens	510 lm (3000K)
Efficacy	32 lm/W
Optics	Diffuse
Finishes	5 Standard, See Below
Fixture Dimensions	12.5" l x 3.0" h x 1.9" w (Surface Mounted) 13.8" l x 4.3" h x 1.9" w (Projector) 13.0" l x 3.7" h x 4.3" w (Recessed)
Lumen Maintenance	L80, B15 >60.000 h (Ta 40°C)
Color Consistency	3-Step MacAdam
IP Rating	IP67
Impact Resistance	IK10

Fixture Dimensions - see page 2

ORDERING INFORMATION

Example: LNFGL3POSDHB7ZU.US. Power Supplies ordered separately.

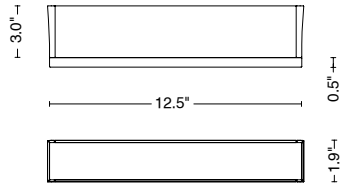
LNFG		D		B7Z		US
Model #	Size	Optics	CCT	Power	Finish	
LNFG	L3 POS - Ceiling / Wall L3 PR1 - Projector L3 ISO - Recessed <i>NOTE: Recessed version only available in white finish</i>	D - Diffuse	Y - 2700K H - 3000K	B7Z - Remote Driver	G - Black H - Gray L - Graphite U - White <i>(Recessed version only in white)</i> V - Oxide	US

Job Name/Date:

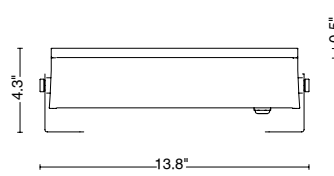
Fixture Type Designation:

FIXTURE DIMENSIONS

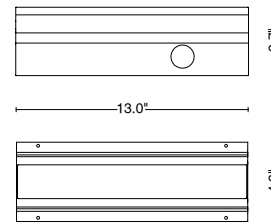
Ceiling or Wall



Projector



Recessed



ACCESSORIES - Included

CEILING / WALL LAMP

05RN-F - 1.64' (0.5 m) length cable
Single connection IP68

PROJECTOR

05RN-F - 3.28' (1 m) length cable
Single connection IP68
Fixing kit short (2.95")

00KEYFGL.150_ - Fixing kit medium (5.91")
 (available in fixture finishes - see page 1)

00KEYFGL.250_ - Fixing kit long (9.84")
 (available in fixture finishes - see page 1)

RECESSED

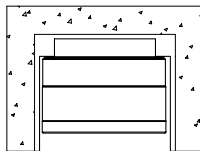
05RN-F - 1.64' (0.5 m) length cable
Single connection IP68

Also Available

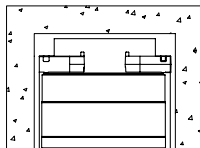
00EY/FGL3.STD - Housing box

RECESSED INSTALLATION OPTIONS

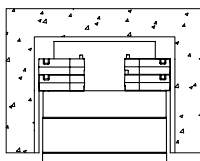
recessed installation



flush installation



protruding installation



Job Name/Date:

Fixture Type Designation:

SUGGESTED POWER SUPPLIES

24VDC

Part Number	Description	Input/Output	# of Fixtures
PPLT00684	Non-Dim	120-277VAC to 24VDC, 20W, Class 2, IP67	1-1
PPLT00567	Non-Dim	120-277VAC to 24VDC, 36W, Class 2	1-2
PPLT00691	Non-Dim	120-277VAC to 24VDC, 60W, Class 2, IP67	1-4
PPLT00709	ELV / TRIAC & 0-10V Dimming	120-277VAC to 24VDC, 96W, Class 2, DAMP	1-6
PPLT00543	0-10V Dimming to 15% (-40°C / -40°F cold weather start)	120-277VAC to 24VDC, 100W, Class 2	1-6

Suggested Lutron Compatible - 12W (FOG 1 300)

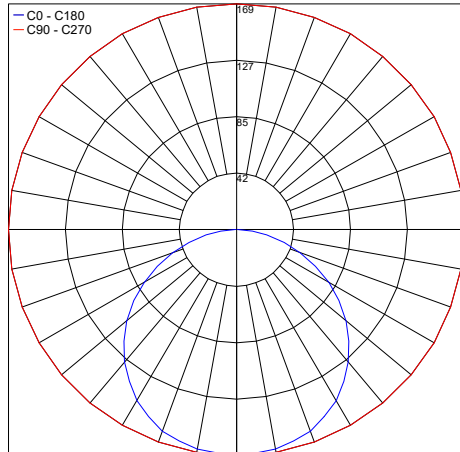
Part Number	Option	Lutron SKU	Dim Range	Description	Input/Output	# of Fixtures
PPLT00273	L3DAE / L3DA3W	L3DA	100%-1%	Hi-Lume™ 1% EcoSystem™ or 1% 3-Wire LED Driver	120-277VAC to 24VDC, 40W, Class 2	1-2
PPLT00530	L3DAE / L3DA3W	L3DA	100%-1%	Hi-Lume™ 1% EcoSystem™ or 1% 3-Wire LED Driver	120-277VAC to 24VDC, 96W, Class 2	1-6

For other power supply options consult factory.

PHOTOMETRIC DATA

Note: All photometric data is 3000K

Maximum Candela = 169.3



PHOTOMETRIC FILENAME : FOG 1 300 - FGL3XXXDHB10X.IES

Job Name/Date:

Fixture Type Designation: