



# FOG 1 600

## CEILING OR WALL (SURFACE OR RECESSED), PROJECTOR

FOG 1 is a linear, outdoor ceiling or wall fixture that comes in surface-mounted, projector or recessed versions, each in 4 lengths offering high resistance to atmospheric elements and longevity. FOG 1 600 is the 24 foot length that comes as a surface-mounted projector, or wall/ceiling versions that are available in 5 standard finishes. It also comes in a recessed wall or ceiling version.



### TECHNICAL DATA

<b>Wattage</b>	24W
<b>Power Supply</b>	Remote 24VDC - See page 3 for options
<b>Construction</b>	Body: Extruded Aluminum EN AW6060 Lens: Opal Glass
<b>CCT</b>	3000K (other colors on request)
<b>BUG Rating</b>	—
<b>CRI</b>	>90
<b>Delivered Lumens</b>	1020 lm
<b>Efficacy</b>	34 lm/W
<b>Optics</b>	Diffuse
<b>Finishes</b>	5 Standard, See Below
<b>Fixture Dimensions</b>	23.6" l x 3.0" h x 1.9" w (Surface Mounted) 24.8" l x 4.3" h x 1.9" w (Projector) 24.1" l x 3.7" h x 4.3" w (Recessed)
<b>Lumen Maintenance</b>	L80-B15 >60,000 h (Ta 40°C)
<b>Color Consistency</b>	3-Step MacAdam
<b>IP Rating</b>	IP67
<b>Impact Resistance</b>	IK10

Fixture Dimensions - see page 2

### ORDERING INFORMATION

Example: LNFG L6 POS D HB7Z US. Power Supplies ordered separately.

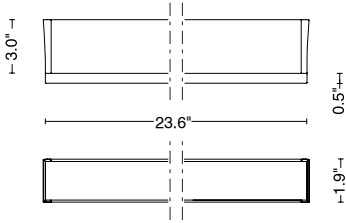
LNFG		D	HB7Z		US
Model No.	Size	Optics	Power	Finish	
LNFG	L6 POS - Ceiling / Wall L6 PR1 - Projector L6 ISO - Recessed	D - Diffuse	HB7Z - Remote Driver	G - Black H - Gray L - Graphite U - White (only color for recessed) V - Oxide	US

Job Name/Date:

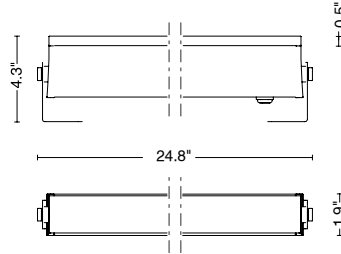
Fixture Type Designation:

### FIXTURE DIMENSIONS

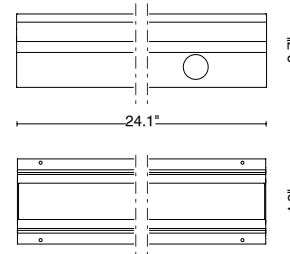
#### Ceiling or Wall



#### Projector



#### Recessed



### ACCESSORIES - Included

#### CEILING / WALL LAMP

**05RN-F** - 1.64' (0.5 m) length cable  
**Single connection IP68**

#### PROJECTOR

**05RN-F** - 3.28' (1 m) length cable  
**Single connection IP68**  
**Fixing kit short (2.95")**

**00KEYFGL.150\_** - Fixing kit medium (5.91")  
 (available in fixture finishes - see page 1)

**00KEYFGL.250\_** - Fixing kit long (9.84")  
 (available in fixture finishes - see page 1)

#### RECESSED

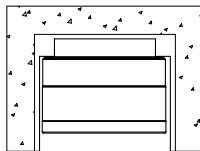
**05RN-F** - 1.64' (0.5 m) length cable  
**Single connection IP68**

*Also Available*

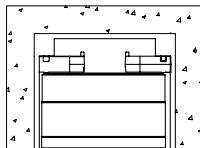
**00EY/FGL6.STD** - Housing box

### RECESSED INSTALLATION OPTIONS

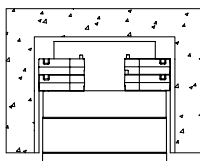
recessed installation



flush installation



protruding installation



Job Name/Date:

Fixture Type Designation:

### SUGGESTED POWER SUPPLIES

24VDC

Part Number	Description	Input/Output	# of Fixtures
<a href="#">PPLT00567</a>	Non-Dim	120-277VAC to 24VDC, 36W, Class 2	1-1
<a href="#">PPLT00691</a>	Non-Dim	120-277VAC to 24VDC, 60W, Class 2, IP67	1-2
<a href="#">PPLT00709</a>	ELV / TRIAC & 0-10V Dimming	120-277VAC to 24VDC, 96W, Class 2, DAMP	1-3
<a href="#">PPLT00543</a>	0-10V Dimming to 15% (-40°C / -40°F cold weather start)	120-277VAC to 24VDC, 100W, Class 2	1-3

### Suggested Lutron Compatible - 24W (FOG 1 600)

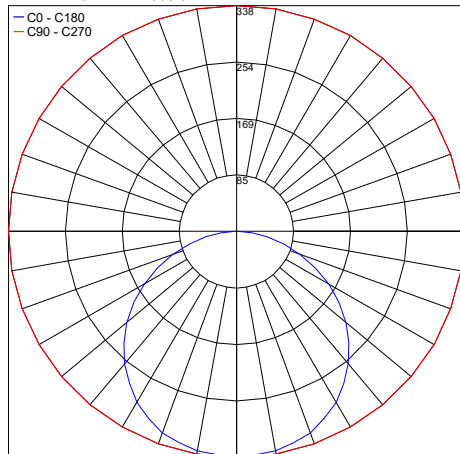
Part Number	Option	Lutron SKU	Dim Range	Description	Input/Output	# of Fixtures
<a href="#">PPLT00273</a>	L3DAE / L3DA3W	L3DA	100%-1%	Hi-Lume™ 1% EcoSystem™ or 1% 3-Wire LED Driver	120-277VAC to 24VDC, 40W, Class 2	1-1
<a href="#">PPLT00530</a>	L3DAE / L3DA3W	L3DA	100%-1%	Hi-Lume™ 1% EcoSystem™ or 1% 3-Wire LED Driver	120-277VAC to 24VDC, 96W, Class 2	1-3

For other power supply options consult factory.

### PHOTOMETRIC DATA

Note: All photometric data is 3000K

Maximum Candela = 338.3



PHOTOMETRIC FILENAME : FOG 1 600 - FGL6IPSDHB10U.IES

Job Name/Date:

Fixture Type Designation: