

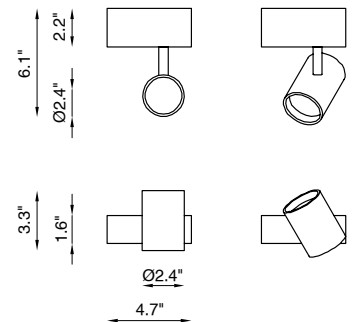
Q1 is a high-performance, metallic dust-painted floodlight suitable for installation on walls or ceilings. It is completely orientable up to 360° both horizontally and vertically. Available in 12°, 24° or 38° optics with white or black standard finishes.



TECHNICAL DATA

Wattage / Input	12W (120VAC)
Power Supply	Integral 120VAC
Construction	Body: Aluminum
CCT	3000K (2700K, 4000K on request)
CRI	>90
BUG Rating	B1-U0-G0 (38°, 3000K)
Delivered Lumens	1020 lm (38°, 3000K)
Efficacy	85 lm/W (38°, 3000K)
Optics	12°, 24°, 38°
Finishes	White, Black
Fixture Dimensions	Ø2.4" x 3.3" I - Mount. Box 4.7" l x 2.2" h
Fixture Weight	1.8 lbs
IP Rating	IP40

Fixture Dimensions



ORDERING INFORMATION

Example: BU1012.BL.3S.30.E.24.ND.US. Power Supplies ordered separately.

BU1012		3S		E		ND	US
Model No.	Finish		CCT		Optics	Power Version	
BU1012	WH - White BL - Black	3S	27 - 2700K 30 - 3000K 40 - 4000K	E	12 - 12° 24 - 24° 38 - 38°	ND	US

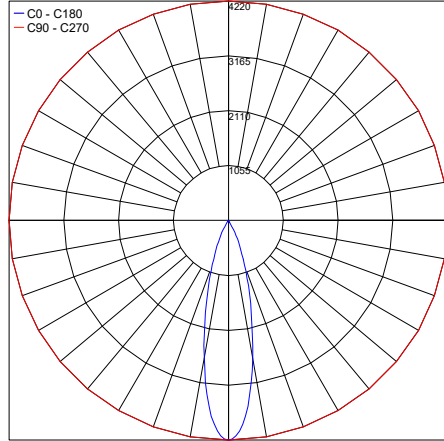
Job Name/Date:

Fixture Type Designation:

PHOTOMETRIC DATA

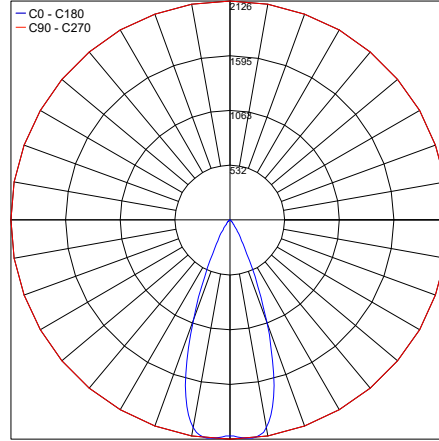
Note all Photometry is 3000K

Maximum Candela = 4220.2



PHOTOMETRIC FILENAME : Q1 24° - BU1012BL3S24E30ND.IES

Maximum Candela = 2126.1



PHOTOMETRIC FILENAME : Q1 38° - BU1012BL3S38E30ND.IES

Job Name/Date:

Fixture Type Designation: