

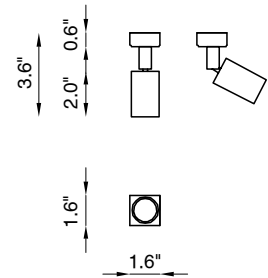
X1 is an high performance, indoor, monopoint floodlight suitable for surface installation on wall or ceilings. It has an interchangeable lens and an adjustable arm which can be inclined up to 360° vertically, with 22° or 50° optics. Available in 4 standard finishes.



TECHNICAL DATA

Wattage / Input	6W (120VAC)
Power Supply	Integral
Construction	Body: Aluminum
CCT	3000K (2700K, 4000K on request)
CRI	>90
BUG Rating	B1-U1-G0 (22°, 3000K) B1-U0-G0 (50°, 3000K)
Delivered Lumens	452 lm (3000K)
Efficacy	75.3 lm/W
Optics	22°, 50°
Finishes	4 Standard, see below
Fixture Dimensions	1.6" w x 3.9" l x 4.3" h (integral version)
Aperture	Ø1.2"
Fixture Weight	0.88 lbs
IP Rating	IP40

Fixture Dimensions



ORDERING INFORMATION

Example: BU1101.BL.2S.22.E.30.ND.US. Power Supplies ordered separately.

BU1101	.		.	2S	.		.	E	.		.	ND	.	US
Model No.	Finish		Optics		CCT	Power								
BU1101 - Integral	WH - White BL - Black A1 - Champagne A2 - Rose Gold	2S - Surface	22 - 22° 50 - 50°	E	27 - 2700K 30 - 3000K 40 - 4000K	ND - Integral	US							

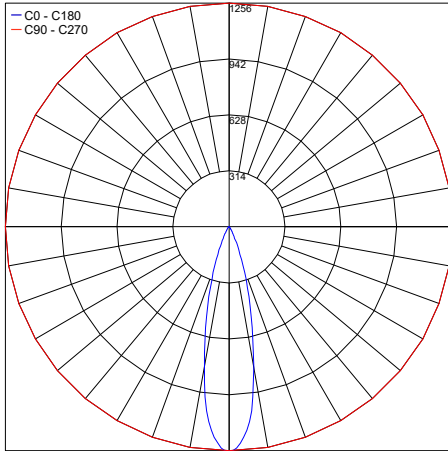
Job Name/Date:

Fixture Type Designation:

PHOTOMETRIC DATA

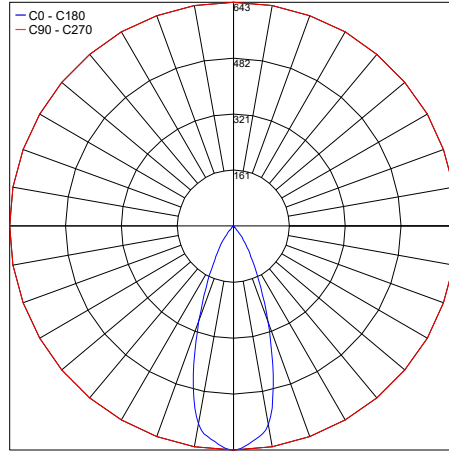
Note all Photometry is 3000K

Maximum Candela = 1255.6



PHOTOMETRIC FILENAME : X1 22° - BU1101BL2S22E30ND.IES

Maximum Candela = 642.7



PHOTOMETRIC FILENAME : X1 50° - BU1101BL2S50E30ND.IES

Job Name/Date:

Fixture Type Designation: