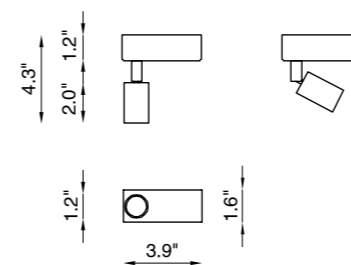


X1



MINIMAL PROJECTOR.

X1 is an indoor luminaire installable on ceilings or walls. It is available with white, black or rose gold or champagne finishings and interchangeable lens. Characterized by a high-performance projector realized with an essential design to obtain a minimal visual impact, it is provided by an adjustable arm which can be inclined up to 360° vertically: a punctual light able to valorize space and environment in a subtle, uniform and elegant way, making every single detail the absolute protagonist of the architectonic project. A product which is by far the best choice in fact of resistance and precision.



A

CODE COMPOSITION

BU1101_2 S _ E _ ND

light color

27	2700K
30	3000K
40	4000K

lens

22	22°
50	50°

finishing

WH	white
BL	black
A1	champagne
A2	rose gold

example of code composition BU1101 WH 2 S 22 E 30 ND

Indoor Surface stand alone



X1 (fig. A)
OmniDe Showroom
Arch. R. Oppido – London

TECHNICAL FEATURES

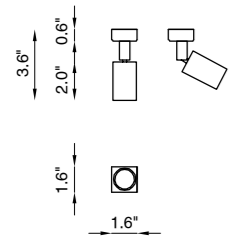
Code	BU1101 XX (fig. A)
Type	Projector ± 360° / ± 90°
Material	Aluminum
Finishing	White Black Champagne Rose Gold
Weight	0.88 lbs
Mounting	Wall and ceiling
IP rating	IP40
Control gear	Constant current electronic driver on board (included)
Lamp type	LED
Lamp wattage	1 x 6W
Luminous efficacy	520 lm - 3000K
Light distribution	Beam 22° Beam 50° (on request)
Fitting	-
Light color	White 3000K White 2700K 4000K (on request)
Voltage connection	50/60Hz
CRI	>90
Emergency	On request
Note	On request available dimmable PUSH or DALI, remote installation. Black tige and box for X1 champagne and rose gold.



79 Trenton Avenue
Frenchtown, NJ 08825

www.designplan.com

Tel: (908) 996-7710
Fax: (908) 996-7042



B


CODE COMPOSITION

BU1102	2	S	E	WD
			<i>light color</i>	
			27	2700K
			30	3000K
			40	4000K
			<i>lens</i>	
			22	22°
			50	50°
			<i>finishing</i>	
		WH	white	
		BL	black	
		A1	champagne	
		A2	rose gold	

example of code composition BU1102 WH 2 S 22 E 30 WD

TECHNICAL FEATURES

Code	BU1102 XX (fig. B)
Type	Projector ± 360° / ± 90°
Material	Aluminum
Finishing	White Black Champagne Rose Gold
Weight	0.88 lbs
Mounting	Wall and ceiling
IP rating	IP40
Control gear	Constant current electronic driver, remote installation (not included)
Lamp type	LED 500 mA Vf: 11 VDC
Lamp wattage	1 x 6W
Luminous efficacy	520 lm - 3000K
Light distribution	Beam 22° Beam 50° (on request)
Fitting	-
Light color	White 3000K White 2700K 4000K (on request)
Voltage connection	By driver (optional)
CRI	>90
Emergency	On request
Note	On request available dimmable PUSH or DALI, remote installation. Black tige and box for X1 champagne and rose gold.



X1 (fig. B)
Chalet Sauze d'Oulx – AB2ER, Lighting And

