

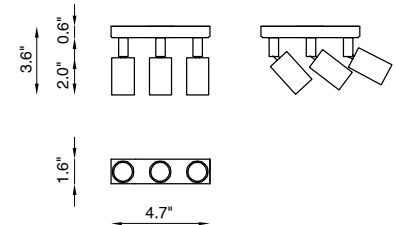
X3 is an high performance, triple indoor floodlight suitable for surface installation on wall or ceilings. It has an interchangeable lens, an adjustable arm which can be inclined up to 360°, with 22° or 50° optics. Available in 4 standard finishes.



TECHNICAL DATA

Wattage / Input	3 x 6W (500mA)
Power Supply	Remote, not included. See page 2.
Construction	Body: Aluminum
CCT	3000K (2700K, 4000K on request)
CRI	>90
BUG Rating	B1-U1-G0 (22°, 3000K) B1-U0-G0 (50°, 3000K)
Delivered Lumens	452 lm per beam (3000K)
Efficacy	75.3 lm/W per beam
Optics	22°, 50°
Finishes	4 Standard, see below
Fixture Dimensions	1.6" w x 4.7" l x 3.6" h (remote)
Aperture	Ø1.2" each
Fixture Weight	2.2 lbs
IP Rating	IP40

Fixture Dimensions - See page 2



ORDERING INFORMATION

Example: BU1302.BL.2S.50.E.30.WD.US. Power Supplies ordered separately.

BU1302		2S		E		WD	US
Model No.	Finish		CCT		CCT	Power Version	
BU1302 - Remote	WH - White BL - Black A1 - Champagne A2 - Rose Gold	2S	22 - 22° 50 - 50°	E	27 - 2700K 30 - 3000K 40 - 4000K	WD - Remote	US

Job Name/Date:

Fixture Type Designation:

SUGGESTED POWER SUPPLIES

500mA

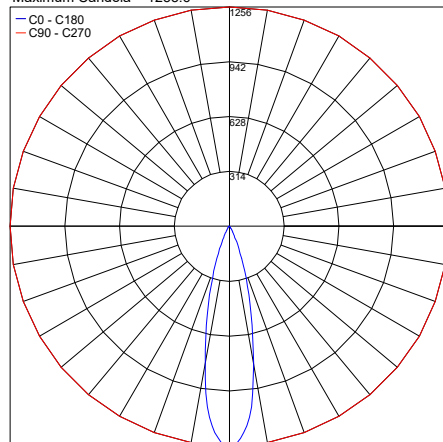
Part Number	Description	Input/Output	# of Fixtures
PPLT00465-P	0-10V Dimming to 1.0%	120-277VAC to 500mA, 20W, Class 2	1-1
PPLT00308-P	0-10V Dimming to 0.1%	120-277VAC to 500mA, 30W, Class 2, DAMP	1-1
PPLT00467-P	0-10V Dimming to 1.0%	120-277VAC to 500mA, 50W, Class 2, DAMP	1-1
PPLT00538-P	0-10V Dimming to 0.1%	120-277VAC to 500mA, 100W, Class 2	1-4

For other power supply options consult factory.

PHOTOMETRIC DATA

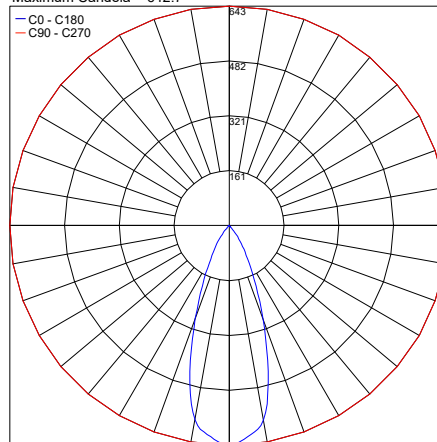
Note all Photometry is 3000K

Maximum Candela = 1255.6



PHOTOMETRIC FILENAME : X1 22° - BU1101BL2S22E30ND.IES

Maximum Candela = 642.7



PHOTOMETRIC FILENAME : X1 50° - BU1101BL2S50E30ND.IES

Job Name/Date:

Fixture Type Designation: