

MOON N-200

MOON is a integrated pole mounted lighting system classified as street furniture for outdoor installation. It has a round pole top, and is available in 3000K or 4000K asymmetrical or street optics, and poles with heights from 11.5 ft to 19.7 ft, both made of AISI 316L stainless steel. Fixing system through a flange with anchor bolts or in a version with the pole buried. MOON N-200 is the Ø7.9" head, 24W version. Dark Sky compliant for output below 80°.

TECHNICAL DATA

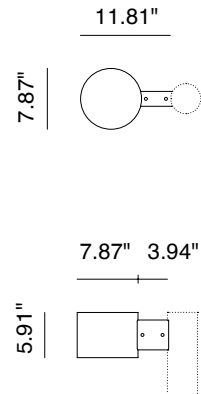
Wattage / Input	24W
Power Supply	Integral 120VAC
Dimming	On / Off
Construction	Body/Poles: AISI 316L Stainless Steel
CCT	3000K, 4000K (2200K on request)
CRI	>80
BUG Rating	B1-U1-G1 (3000K, Road)
Delivered Lumens	3000 lm (3000K) Dark Sky compliant, output below 80°
Efficacy	125 lm (3000K)
Optics	Asymmetric or Road
Hard Coat Finishes	Inox Natural Satin, Matte Black RAL 9004
Fixture Dimensions	Head: Ø7.9" x 11.8" x 5.9" (N-200) Pole Dimensions: Ø4.0" x 9.8' to 19.7"
Lumen Maintenance	L80/B10@100.000h Ta=25°C
IP Rating	IP66
Impact Resistance	IK08
Warranty	10 Years Against Corrosion 5 Years on Electrical Components



N-200



Fixture Dimensions



Hard Coating Treatment is the surface treatment of all the products by Stral Lighting. It is not a skin of color, but instead is a process that allows for the color to be absorbed all the way through. If a product is scratched, the color beneath is the same as the color on the surface. It guarantees a high superficial resistance to corrosion and atmospheric agents, as well as making the products anti-fingerprint and anti-stain. Available in three finishes Inox Natural, Inox Graphite and Inox Bronze.

ORDERING INFORMATION

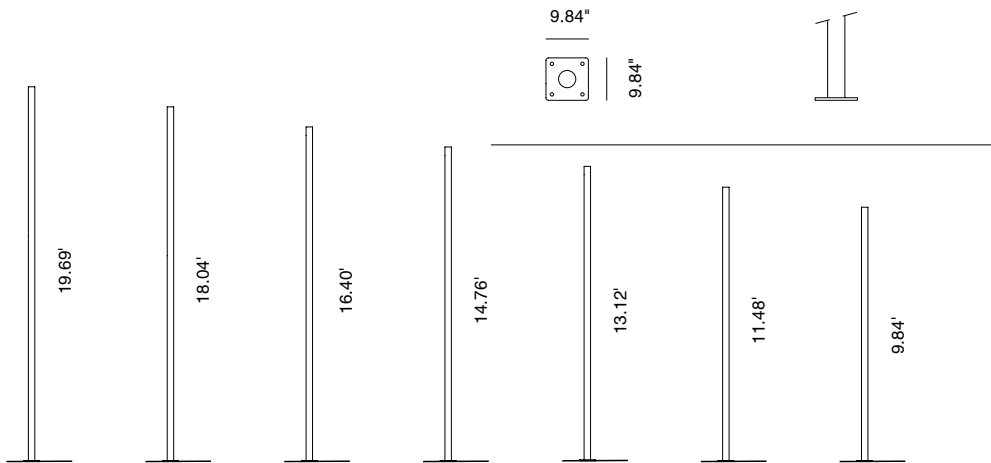
Example: SPT1401605R9004.US. Poles ordered separately - see page 3.

SPT1401				.US
Model No.	Version / Wattage	CCT / Optics	Finishes	
SPT1401	6 - N-200	04 - 24W, 3000K, Asym. 05 - 24W, 3000K, Road 09 - 24W, 4000K, Asym. 10 - 24W, 4000K, Road	Inox Natural Satin (standard) R9004 - RAL 9004 Matte Black	.US
POLES SOLD SEPARATELY SEE PAGE 3 FOR ORDERING				

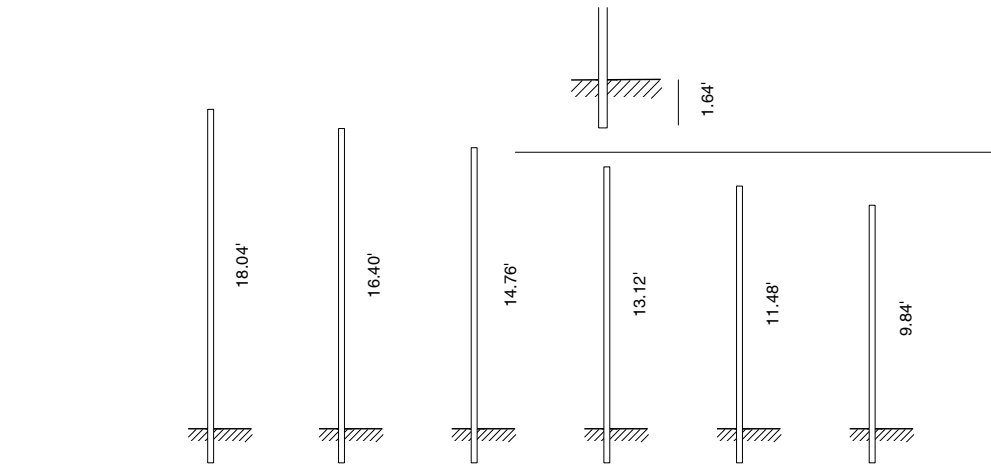
Job Name/Date:

Fixture Type Designation:

FIXTURE DIMENSIONS - Pole with Flange (included)



FIXTURE DIMENSIONS - Pole to be Buried



Job Name/Date:

Fixture Type Designation:

ORDERING INFORMATION for SHELFIE POLES

Example: SPT1280306R9004.US.

SPT1280			.US
Model No.	CCT	Finishes	
SPT1280	<p>301 - H3000 (9.8') with flange - Pole Moon 1P</p> <p>201 - H3000 (9.8') buried - Pole Moon 1P</p> <p>302 - H3500 (11.5') with flange - Pole Moon 1P</p> <p>202 - H3500 (11.5') buried - Pole Moon 1P</p> <p>303 - H4000 (13.1') with flange - Pole Moon 1P</p> <p>203 - H4000 (13.1') buried - Pole Moon 1P</p> <p>304 - H4500 (14.8') with flange - Pole Moon 1P</p> <p>204 - H4500 (14.8') buried - Pole Moon 1P</p> <p>305 - H5000 (16.4') with flange - Pole Moon 1P</p> <p>205 - H5000 (16.4') buried - Pole Moon 1P</p> <p>306 - H5500 (18.0') with flange - Pole Moon 1P</p> <p>206 - H5500 (18.0') buried - Pole Moon 1P</p> <p>307 - H6000 (19.7') with flange - Pole Moon 1P</p> <p>501 - H3000 (9.8') with flange - Pole Moon 2P</p> <p>401 - H3000 (9.8') buried - Pole Moon 2P</p> <p>502 - H3500 (11.5') with flange - Pole Moon 2P</p> <p>402 - H3500 (11.5') buried - Pole Moon 2P</p> <p>503 - H4000 (13.1') with flange - Pole Moon 2P</p> <p>403 - H4000 (13.1') buried - Pole Moon 2P</p> <p>504 - H4500 (14.8') with flange - Pole Moon 2P</p> <p>404 - H4500 (14.8') buried - Pole Moon 2P</p> <p>505 - H5000 (16.4') with flange - Pole Moon 2P</p> <p>405 - H5000 (16.4') buried - Pole Moon 2P</p> <p>506 - H5500 (18.0') with flange - Pole Moon 2P</p> <p>406 - H5500 (18.0') buried - Pole Moon 2P</p> <p>507 - H6000 (19.7') with flange - Pole Moon 2P</p>	<p>Inox Natural Satin (standard)</p> <p>R9004 - Painted Ral 9004 Matte</p>	.US

Job Name/Date:

Fixture Type Designation:

FINISHES



Inox Satin



Inox RAL 9004

ACCESSORIES

9.84"



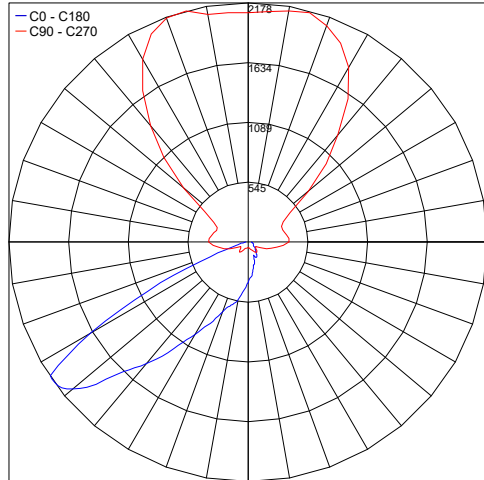
9.84"

Flange with 4 Anchor Bolts
for MOON
(INCLUDED)

PHOTOMETRIC DATA

Note: All photometric data is 3000K

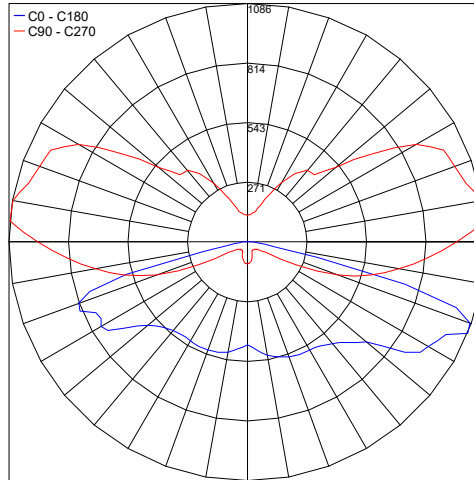
Maximum Candela = 2178.1



PHOTOMETRIC FILENAME : MOON N-200 30K 24W ASYM - PT1401604.IES

24W

Maximum Candela = 1085.9



PHOTOMETRIC FILENAME : MOON N-200 30K 24W ROAD - PT1401605.IES

Job Name/Date:

Fixture Type Designation: