

MOON N-270

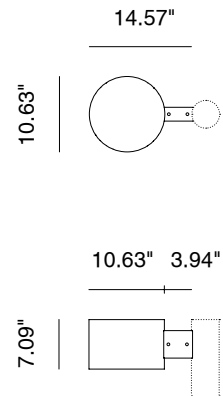
Moon is a integrated pole mounted lighting system classified as street furniture for outdoor installation. It has a round pole top, and is available in 3000K or 4000K asymmetrical or street optics, and poles with heights from 11.5 ft to 19.7 ft, both made of AISI 316L stainless steel. Fixing system through a flange with anchor bolts or in a version with the pole buried. MOON N-270 is the Ø10.6" head, 32W or 48W version. Dark Sky compliant for output below 80°.



N-270



Fixture Dimensions



TECHNICAL DATA

Wattage / Input	32W, 48W
Power Supply	Integral 120VAC
Dimming	On / Off
Construction	Body/Poles: AISI 316L Stainless Steel
CCT	3000K, 4000K (2200K on request)
CRI	>80
BUG Rating	B2-U1-G2 (3000K, Road)
Delivered Lumens	4500 lm (32W, 3000K) 6000 lm (48W, 3000K) Dark Sky compliant, output below 80°
Efficacy	140.6 lm (32W, 3000K) 125 lm (48W, 3000K)
Optics	Asymmetric or Road
Hard Coat Finishes	Inox Natural Satin, Matte Black RAL 9004
Fixture Dimensions	Head: Ø10.6" x 14.6" x 5.9" (N-270) Pole Dimensions: Ø4.0" x 9.8' to 19.7"
Lumen Maintenance	L80/B10@100.000h Ta=25°C
IP Rating	IP66
Impact Resistance	IK08
Warranty	10 Years Against Corrosion 5 Years on Electrical Components

ORDERING INFORMATION

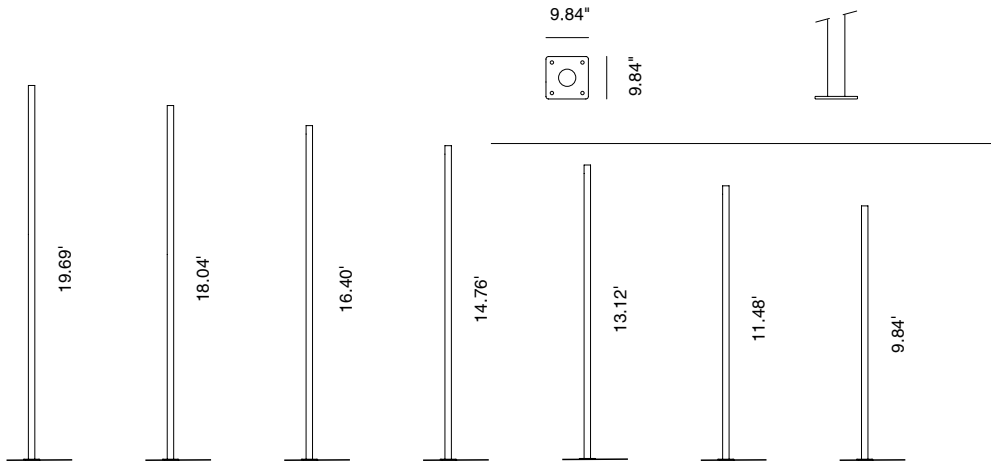
Example: SPT1401711R9004.US. Poles ordered separately - see page 3.

SPT1401				.US
Model No.	Version / Wattage	CCT / Optics	Finishes	
SPT1401	7 - N-270	24 - 32W, 3000K, Asym. 26 - 48W, 3000K, Asym 11 - 32W, 3000K, Road 19 - 48W, 3000K, Road 25 - 32W, 4000K, Asym 27 - 48W, 4000K, Asym 15 - 32W, 4000K, Road 23 - 48W, 4000K, Road	Inox Natural Satin (standard) R9004 - RAL 9004 Matte Black	.US
POLES SOLD SEPARATELY SEE PAGE 3 FOR ORDERING				

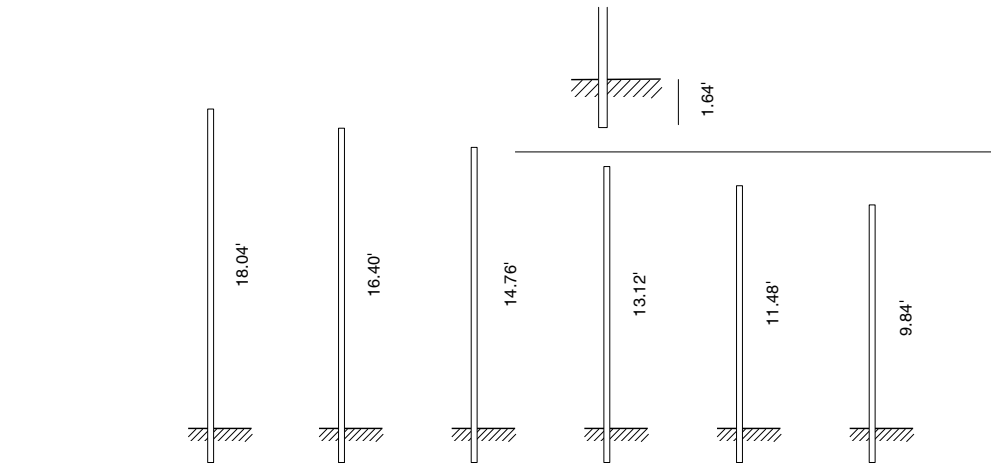
Job Name/Date:

Fixture Type Designation:

FIXTURE DIMENSIONS - Pole with Flange (included)



FIXTURE DIMENSIONS - Pole to be Buried



Job Name/Date:

Fixture Type Designation:

ORDERING INFORMATION for SHELFIE POLES

Example: SPT1280306R9004.US.

SPT1280			.US
Model No.	CCT	Finishes	
SPT1280	<p>301 - H3000 (9.8') with flange - Pole Moon 1P</p> <p>201 - H3000 (9.8') buried - Pole Moon 1P</p> <p>302 - H3500 (11.5') with flange - Pole Moon 1P</p> <p>202 - H3500 (11.5') buried - Pole Moon 1P</p> <p>303 - H4000 (13.1') with flange - Pole Moon 1P</p> <p>203 - H4000 (13.1') buried - Pole Moon 1P</p> <p>304 - H4500 (14.8') with flange - Pole Moon 1P</p> <p>204 - H4500 (14.8') buried - Pole Moon 1P</p> <p>305 - H5000 (16.4') with flange - Pole Moon 1P</p> <p>205 - H5000 (16.4') buried - Pole Moon 1P</p> <p>306 - H5500 (18.0') with flange - Pole Moon 1P</p> <p>206 - H5500 (18.0') buried - Pole Moon 1P</p> <p>307 - H6000 (19.7') with flange - Pole Moon 1P</p> <p>501 - H3000 (9.8') with flange - Pole Moon 2P</p> <p>401 - H3000 (9.8') buried - Pole Moon 2P</p> <p>502 - H3500 (11.5') with flange - Pole Moon 2P</p> <p>402 - H3500 (11.5') buried - Pole Moon 2P</p> <p>503 - H4000 (13.1') with flange - Pole Moon 2P</p> <p>403 - H4000 (13.1') buried - Pole Moon 2P</p> <p>504 - H4500 (14.8') with flange - Pole Moon 2P</p> <p>404 - H4500 (14.8') buried - Pole Moon 2P</p> <p>505 - H5000 (16.4') with flange - Pole Moon 2P</p> <p>405 - H5000 (16.4') buried - Pole Moon 2P</p> <p>506 - H5500 (18.0') with flange - Pole Moon 2P</p> <p>406 - H5500 (18.0') buried - Pole Moon 2P</p> <p>507 - H6000 (19.7') with flange - Pole Moon 2P</p>	<p>Inox Natural Satin (standard)</p> <p>R9004 - Painted Ral 9004 Matte</p>	.US

Job Name/Date:

Fixture Type Designation:

FINISHES



ACCESSORIES

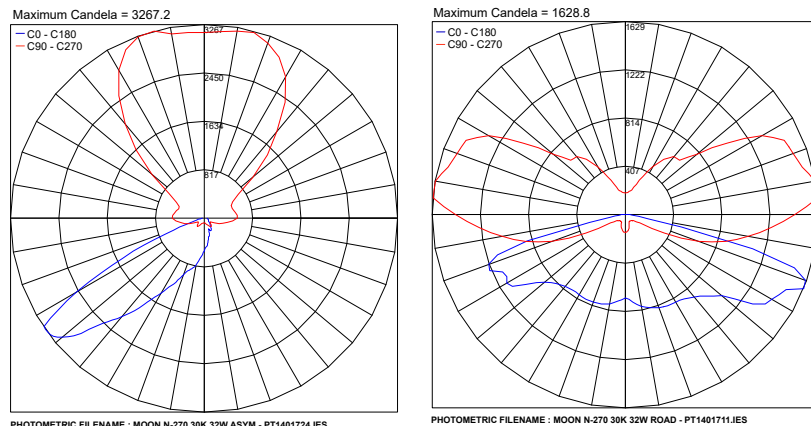
9.84" Flange with 4 Anchor Bolts
for MOON
(INCLUDED)



9.84"

PHOTOMETRIC DATA

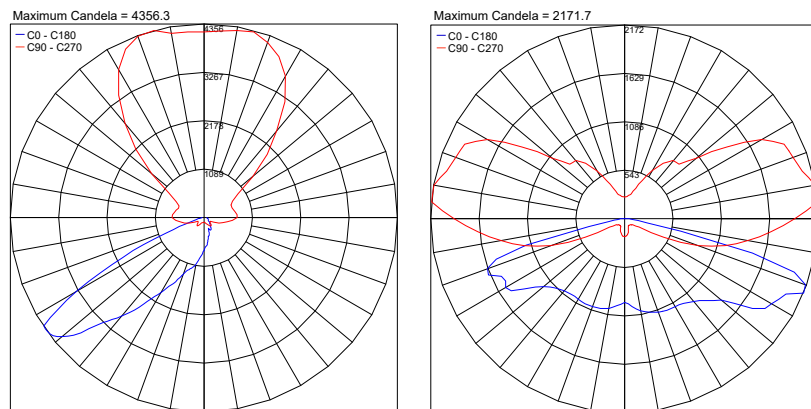
Note: All photometric data is 3000K



PHOTOMETRIC FILENAME : MOON N-270 30K 32W ASYM - PT1401724.IES

PHOTOMETRIC FILENAME : MOON N-270 30K 32W ROAD - PT1401711.IES

32W



PHOTOMETRIC FILENAME : MOON N-270 30K 48W ASYM - PT1401726.IES

PHOTOMETRIC FILENAME : MOON N-270 30K 48W ROAD - PT1401719.IES

48W

Job Name/Date:

Fixture Type Designation: