

# MOON N-270

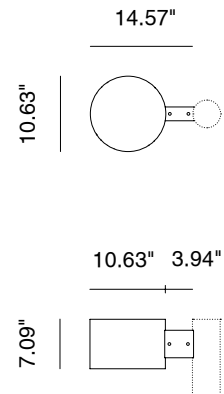
Moon is a integrated pole mounted lighting system classified as street furniture for outdoor installation. It has a round pole top, and is available in 3000K or 4000K asymmetrical or street optics, and poles with heights from 11.5 ft to 19.7 ft, both made of AISI 316L stainless steel. Fixing system through a flange with anchor bolts or in a version with the pole buried. MOON N-200 is the Ø7.9" head, 24W version.



N-270



Fixture Dimensions



## TECHNICAL DATA

<b>Wattage / Input</b>	32W, 48W
<b>Power Supply</b>	Integral 120VAC
<b>Dimming</b>	On / Off
<b>Construction</b>	Body/Poles: AISI 316L Stainless Steel
<b>CCT</b>	3000K, 4000K
<b>CRI</b>	>80
<b>Delivered Lumens</b>	4500 lm (32W, 3000K) 6000 lm (48W, 3000K)
<b>Efficacy</b>	140.6 lm (32W, 3000K) 125 lm (48W, 3000K)
<b>Optics</b>	Asymmetric or Road
<b>Hard Coat Finishes</b>	Inox Natural Satin, Matte RAL 9004
<b>Fixture Dimensions</b>	Head: Ø10.6" x 14.6" x 5.9" (N-270) Pole Dimensions: Ø4.0" x 9.8' to 19.7"
<b>Lumen Maintenance</b>	L80/B10@100.000h Ta=25°C
<b>IP Rating</b>	IP66
<b>Impact Resistance</b>	IK08

**Hard Coating Treatment** is the surface treatment of all the products by Stral Lighting. Available in three finishes *Inox Natural*, *Inox Graphite* and *Inox Bronze*. It guarantees a high superficial resistance to corrosion and atmospheric agents, as well as making the products anti-fingerprint and anti-stain.

## ORDERING INFORMATION

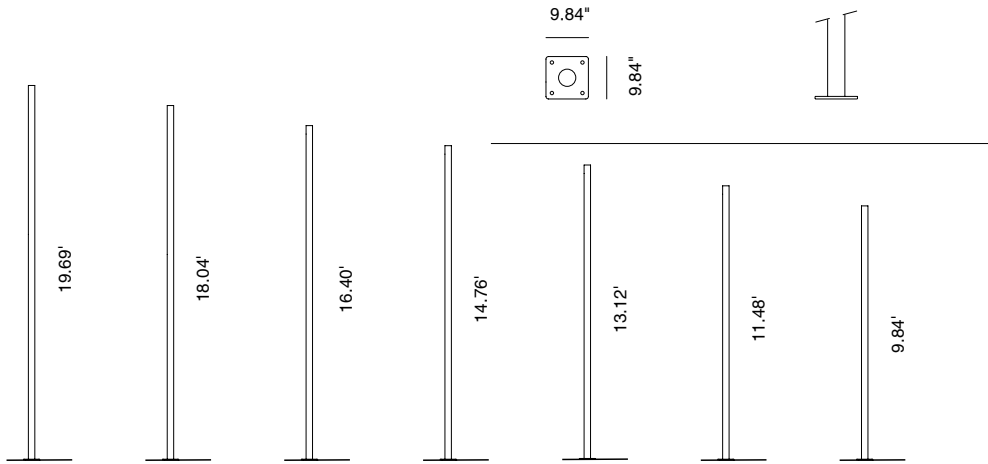
Example: SPT1401711R9004.US. Poles sold separately - see page 3.

SPT1401				.US
Model No.	Version / Wattage	CCT / Optics	Finishes	
SPT1401	7 - N-270	24 - 32W, 3000K, Asym. 26 - 48W, 3000K, Asym 11 - 32W, 3000K, Road 19 - 48W, 3000K, Road 25 - 32W, 4000K, Asym 27 - 48W, 4000K, Asym 15 - 32W, 4000K, Road 23 - 48W, 4000K, Road	Inox Natural Satin (standard) <b>R9004</b> - Painted Ral 9004 Matte	.US
<b>POLES SOLD SEPARATELY SEE PAGE 3 FOR ORDERING</b>				

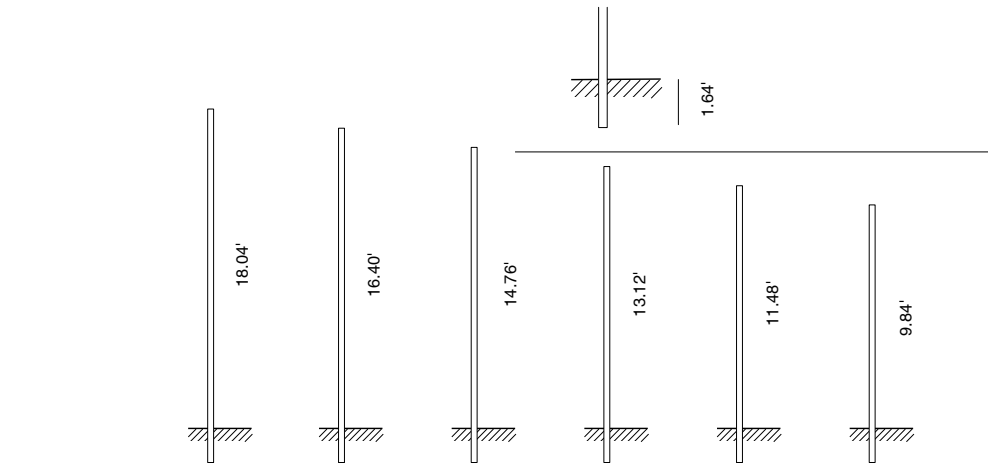
Job Name/Date:

Fixture Type Designation:

## FIXTURE DIMENSIONS - Pole with Flange (included)



## FIXTURE DIMENSIONS - Pole to be Buried



Job Name/Date:

Fixture Type Designation:

## ORDERING INFORMATION for SHELFIE POLES

Example: SPT1280306R9004.US.

SPT1280			.US
Model No.	CCT	Finishes	
SPT1280	<p>301 - H3000 (9.8') with flange - Pole Moon 1P</p> <p>201 - H3000 (9.8') buried - Pole Moon 1P</p> <p>302 - H3500 (11.5') with flange - Pole Moon 1P</p> <p>202 - H3500 (11.5') buried - Pole Moon 1P</p> <p>303 - H4000 (13.1') with flange - Pole Moon 1P</p> <p>203 - H4000 (13.1') buried - Pole Moon 1P</p> <p>304 - H4500 (14.8') with flange - Pole Moon 1P</p> <p>204 - H4500 (14.8') buried - Pole Moon 1P</p> <p>305 - H5000 (16.4') with flange - Pole Moon 1P</p> <p>205 - H5000 (16.4') buried - Pole Moon 1P</p> <p>306 - H5500 (18.0') with flange - Pole Moon 1P</p> <p>206 - H5500 (18.0') buried - Pole Moon 1P</p> <p>307 - H6000 (19.7') with flange - Pole Moon 1P</p> <p>501 - H3000 (9.8') with flange - Pole Moon 2P</p> <p>401 - H3000 (9.8') buried - Pole Moon 2P</p> <p>502 - H3500 (11.5') with flange - Pole Moon 2P</p> <p>402 - H3500 (11.5') buried - Pole Moon 2P</p> <p>503 - H4000 (13.1') with flange - Pole Moon 2P</p> <p>403 - H4000 (13.1') buried - Pole Moon 2P</p> <p>504 - H4500 (14.8') with flange - Pole Moon 2P</p> <p>404 - H4500 (14.8') buried - Pole Moon 2P</p> <p>505 - H5000 (16.4') with flange - Pole Moon 2P</p> <p>405 - H5000 (16.4') buried - Pole Moon 2P</p> <p>506 - H5500 (18.0') with flange - Pole Moon 2P</p> <p>406 - H5500 (18.0') buried - Pole Moon 2P</p> <p>507 - H6000 (19.7') with flange - Pole Moon 2P</p>	<p>Inox Natural Satin (standard)</p> <p><b>R9004</b> - Painted Ral 9004 Matte</p>	.US

Job Name/Date:

Fixture Type Designation:

## FINISHES



## ACCESSORIES

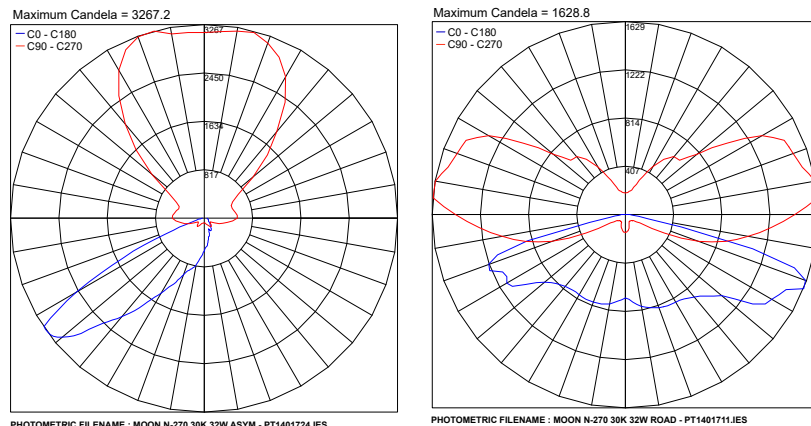
9.84" Flange with 4 Anchor Bolts  
for MOON  
**(INCLUDED)**



9.84"

## PHOTOMETRIC DATA

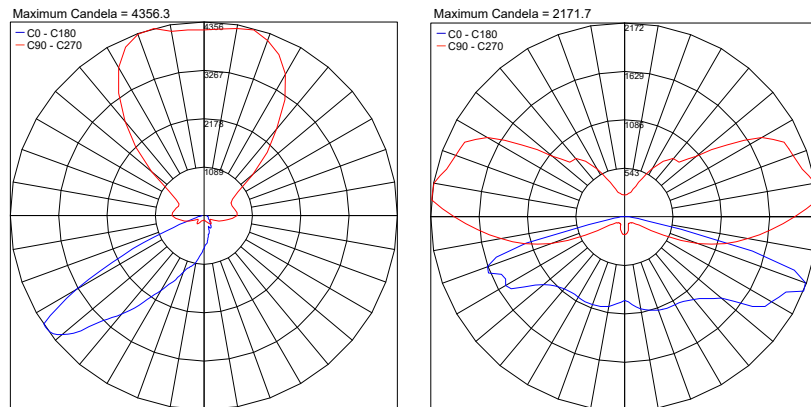
Note: All photometric data is 3000K



PHOTOMETRIC FILENAME : MOON N-270 30K 32W ASYM - PT1401724.IES

PHOTOMETRIC FILENAME : MOON N-270 30K 32W ROAD - PT1401711.IES

32W



PHOTOMETRIC FILENAME : MOON N-270 30K 48W ASYM - PT1401726.IES

PHOTOMETRIC FILENAME : MOON N-270 30K 48W ROAD - PT1401719.IES

48W

Job Name/Date:

Fixture Type Designation: