

PIN 240

Pin is a slender, IP65-rated bollard made of aluminum and stainless steel suitable for outdoor installation. It is highly durable, resistant to the elements and protected by a "hermit crab system" which allows cables to be stored inside the technical compartment and protected by a gel compound that makes the wiring waterproof and error proof. Pin 240 is the 9.5" version. Dark Sky compliant for output below 80°.



SINGLE

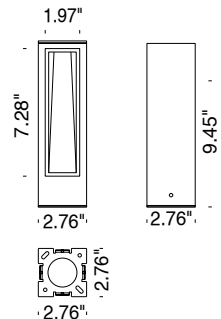


DOUBLE

TECHNICAL DATA

Wattage	8W
Power Supply	Integral 120VAC
Construction	Body: 6026 Anticorodal Aluminum Base: Stainless Steel Lens: Extra Clear Tempered Glass
CCT	2700K, 3000K, 4000K
BUG Rating	B0-U0-G1 (Mono) B0-U2-G1 (Double)
CRI	>80
Delivered Lumens	450 lm (3000K) Dark Sky compliant, output below 80°
Efficacy	56.3 lm/W
Optics	Single or Double Emission
Finishes	Anthracite, Alu Gray (RAL 9006), Dark Brown
Lumen Maintenance	55,000 hrs (Ta 35°C)
Fixture Dimensions	9.45" h x 2.76" x 2.76"
Aperature	7.28" h x 1.97"
IP Rating	IP65
Impact Resistance	IK07

Fixture Dimensions



ORDERING INFORMATION

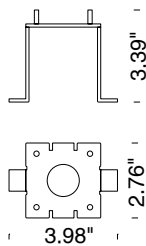
Example: F61001.4.3.64.US. Power Supplies ordered separately.

<input type="text"/>	<input type="text"/>	<input type="text"/>	<input type="text"/>	<input type="text"/>	<input type="text"/>
Model No.	Finish	CCT	Emmission	.US	
F61001 - Mono	1 - Anthracite	2 - 2700K	64 - Mono	.US	
F61002 - Double	4 - Alu Gray (RAL 9006)	3 - 3000K	67 - Double		
	8 - Dark Brown	4 - 4000K			

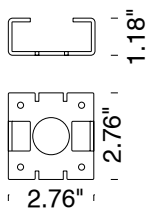
Job Name/Date:

Fixture Type Designation:

ACCESSORIES



A9939
Coach Plate

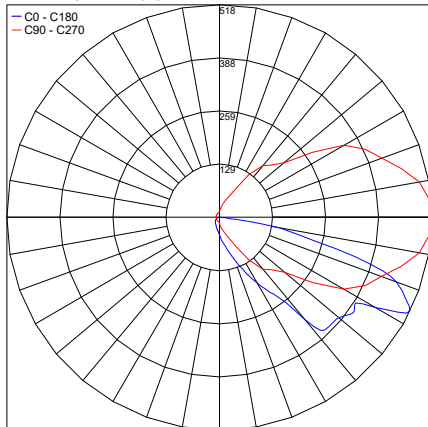


A0121
Ground Mount Spacer

PHOTOMETRIC DATA

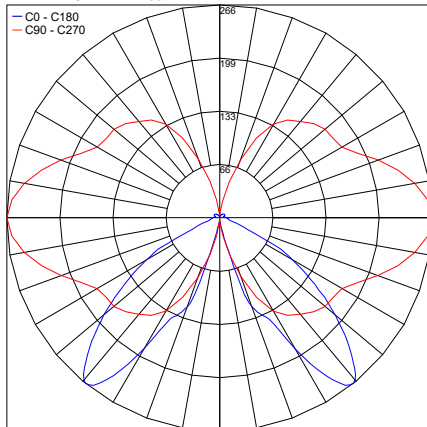
Note all Photometry is 3000K

Maximum Candela = 518



PHOTOMETRIC FILENAME : PIN 240 MONO 30K - 61001.X.3.64.IES

Maximum Candela = 266



PHOTOMETRIC FILENAME : PIN 240 DOUBLE 30K - 61002.X.3.67.IES

Job Name/Date:

Fixture Type Designation: