

PIN 240

Pin is a slender, IP65-rated bollard made of aluminum and stainless steel suitable for outdoor installation. It is highly durable, resistant to the elements and protected by a "hermit crab system" which allows cables to be stored inside the technical compartment and protected by a gel compound that makes the wiring waterproof and error proof. Pin 240 is the 9.5" version. Dark Sky compliant.



SINGLE

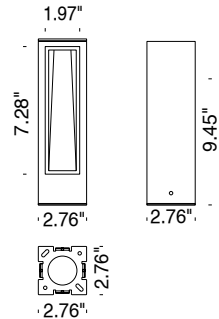


DOUBLE

TECHNICAL DATA

Wattage	8W
Power Supply	Integral 120VAC
Construction	Body: 6026 Anticorodal Aluminum Base: Stainless Steel Lens: Extra Clear Tempered Glass
CCT	2700K, 3000K, 4000K
BUG Rating	B0-U0-G1 (Mono) B0-U2-G1 (Double)
CRI	>80
Delivered Lumens	450 lm (3000K) Dark Sky compliant
Efficacy	56.3 lm/W
Optics	Single or Double Emission
Finishes	Anthracite, Alu Gray (RAL 9006), Dark Brown
Lumen Maintenance	55,000 hrs (Ta 35°C)
Fixture Dimensions	9.45" h x 2.76" x 2.76"
Aperature	7.28" h x 1.97"
IP Rating	IP65
Impact Resistance	IK07

Fixture Dimensions



ORDERING INFORMATION

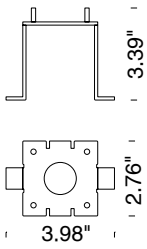
Example: F61001.4.3.64.US. Power Supplies ordered separately.

<input type="text"/>	<input type="text"/>	<input type="text"/>	<input type="text"/>	<input type="text"/>	<input type="text"/>
Model No.	Finish	CCT	Emmission	.US	
F61001 - Mono	1 - Anthracite	2 - 2700K	64 - Mono	.US	
F61002 - Double	4 - Alu Gray (RAL 9006)	3 - 3000K	67 - Double		
	8 - Dark Brown	4 - 4000K			

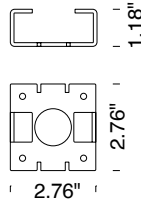
Job Name/Date:

Fixture Type Designation:

ACCESSORIES



A9939
Anchorage Base

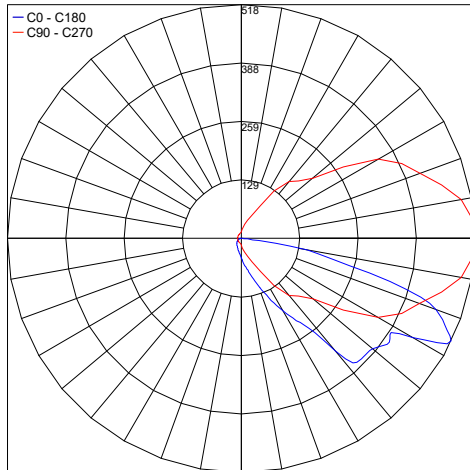


A0121
Ground Mount Spacer

PHOTOMETRIC DATA

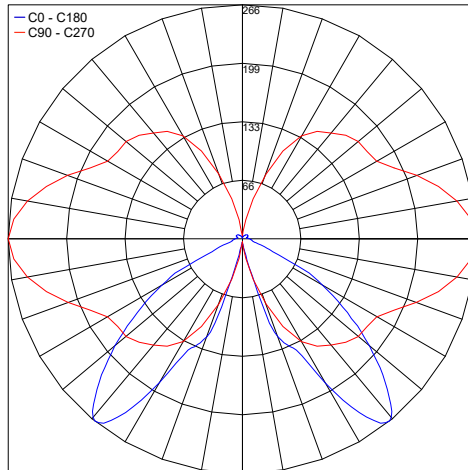
Note all Photometry is 3000K

Maximum Candela = 518



PHOTOMETRIC FILENAME : PIN 240 MONO 30K - 61001.X.3.64.IES

Maximum Candela = 266



PHOTOMETRIC FILENAME : PIN 240 DOUBLE 30K - 61002.X.3.67.IES

Job Name/Date:

Fixture Type Designation: