

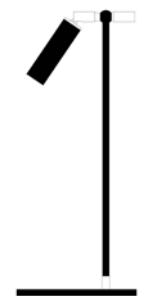

PUNTO DI VISTA APPOGGIO

30.027.TA

Steel structure, small aluminum cylinder, plug-in transformer included.





IP20

Voltage	Source	Watt	Lumen	CRI	Kelvin	Light beam
120VAC	Modulo led	4.2W	350Lm 375Lm	>90	2700K 3000K	narrow



Ø7.09" x H 16.93"



Body	Reflector	Details	
 Matte black p.	 Matte black p.	 Natural brass	 Burnished brass

TABLE



Renzo Serafini
RENZO SERAFINI

designplan® 