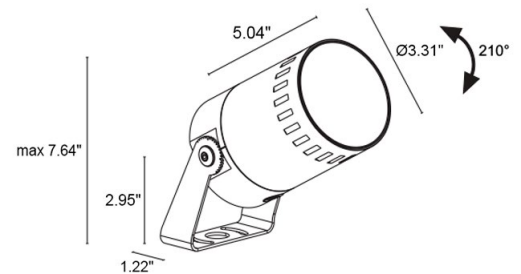


GINKO 3.5

The Ginko series IP66 / IP69 projectors are small and versatile. Available in a variety of finishes, optics (some models have integral adjustable optics), and 80 or 90 CRI. Ginko 3.5 is a framing projector that is Ø3.3", IP66, and static white with light shaper optics.



Fixture Dimensions



3mm Gobos on request

TECHNICAL DATA

Wattage / Input	15W (24VDC)
Power Supply	Remote, not included. See page 2.
Construction	Body: Anti-corrosive Aluminum Alloy Bracket: 316L Stainless Steel Lens: Serigraphed-gray & Tempered Extra-clear Glass Neoprene Cable: 4.9' standard
CCT	2700K, 3000K, 4000K
CRI	>90
BUG Rating	B1-U0-G0
Delivered Lumens	585 lm (3000K, CRI>90)
Efficacy	39 lm/W (3000K, CRI>90)
Optics	Light Shaper
Finishes	4 Standard, Custom RAL (see below)
Fixture Dimensions	Ø3.31" x 5.04" x 2.95" h (max 7.64" h fully extended), 1.22" wide bracket
Fixture Weight	2.87 lbs
LED Source	1 High Density COB LED
Lumen Maintenance	L95, B10 >50,000hrs (Ta 25°C)
Color Consistency	2-Step MacAdam
Operating Temp.	-4°F to +113°F
IP Rating	IP66
Impact Rating	IK09

ORDERING INFORMATION

Example: GN35001000FR9T. Accessories / Power Supplies ordered separately.

GN3500	1000		R9		
Model No.	CRI	CCT	Optics	Finish	Cable Length
GN3500	1000 - CRI 90	F - 2700K 5 - 3000K 9 - 4000K	R9 - Light Shaper	E - White H - Anthracite T - Corten 5 - Jasper Green C - Custom RAL (consult factory for "C")	4.92' standard 1 - 16.40' 2 - 32.81' 3 - 49.21' 4 - 65.62'

Job Name/Date:

Fixture Type Designation:

SUGGESTED POWER SUPPLIES

15W - 24VDC

Part Number	Description	Input/Output	# of Fixtures
PPLT00586	Non-Dim	120-277VAC to 24VDC, 40W, Class 2	1-2
PPLT00709	ELV / TRIAC & 0-10V Dimming	120-277VAC to 24VDC, 96W, Class 2, DAMP	1-5
PPLT00543	0-10V Dimming to 15% (-40°C / -40°F cold weather start)	120-277VAC to 24VDC, 100W, Class 2	1-5

Suggested Lutron Compatible

Part Number	Option	Lutron SKU	Dim Range	Description	Input/Output	# of Fixtures
PPLT00273	L3DAE / L3DA3W	L3DA	100%-1%	Hi-Lume™ 1% EcoSystem™ or 1% 3-Wire LED Driver	120-277VAC to 24VDC, 40W, Class 2	1-2
PPLT00530	L3DAE / L3D0	L3DA/L3D0	100%-1%	Hi-Lume™ 0.1% EcoSystem™ or 3-Wire LED Driver	120-277VAC to 24VDC, 96W, Class 2	1-5

For other power supply options consult factory.

ACCESSORIES

Installation



WP0100
Ground Spike
(Length 10.12")



WP1006__ (Length 19.69")
WP1007__ (Length 31.50")
Ground Spike with Bracket
Include one of the below finishes:
E - White
H - Anthracite
T - Cor-ten
5 - Jasper Green
C - Custom RAL

Snoots



WB8010_
Standard Snoot
Include one of the below finishes:
E - White
H - Anthracite
T - Cor-ten
5 - Jasper Green
C - Custom RAL



WB8020_
Standard Snoot
Include one of the below finishes:
E - White
H - Anthracite
T - Cor-ten
5 - Jasper Green
C - Custom RAL

Various Accessories



WP1004
Fastener Strap
(Length 16.4')

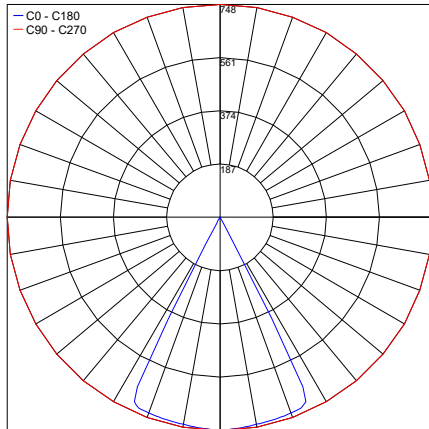
Job Name/Date:

Fixture Type Designation:

PHOTOMETRIC DATA

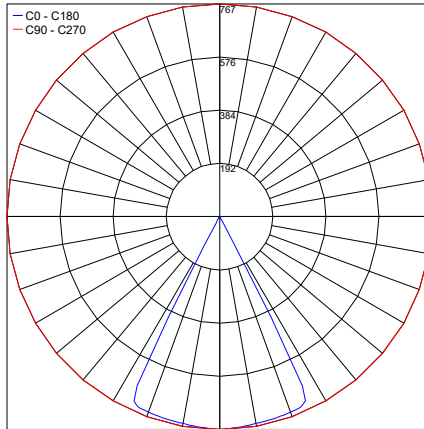
Note all Photometry is CRI 90

Maximum Candela = 748.4



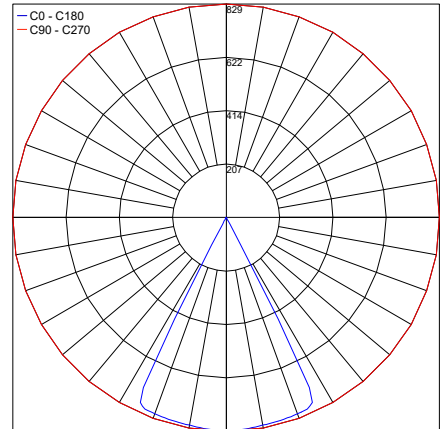
PHOTOMETRIC FILENAME : GINKO_3.5_SHAPER_CIRCLE_2700K_CRI90_15W_24VDC.IES

Maximum Candela = 767.4



PHOTOMETRIC FILENAME : GINKO_3.5_SHAPER_CIRCLE_3000K_CRI90_15W_24VDC.IES

Maximum Candela = 828.7



PHOTOMETRIC FILENAME : GINKO_3.5_SHAPER_CIRCLE_4000K_CRI90_15W_24VDC.IES

Job Name/Date:

Fixture Type Designation: