

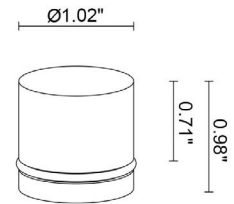
Goccia is a family of outdoor step lights that are ideal for accent and pathway guidance lighting. They are available in round or square versions, 3 sizes, static white or RGB, and that can be installed flush with the surface using an outer casing, or wall mounted. Goccia 1.4 is the Ø1.0" round, static white version. (Not suitable for use in immersion in swimming pools or fountains).



TECHNICAL DATA

Wattage / Input	1.5W (24VDC)
Power Supply	Remote, not included. See page 2.
Construction	Body: Polyurethane Resin Cable Length: 4.92' standard (16.4" available)
CCT	2200K, 2700K, 3000K, 4000K
CRI	>80
BUG Rating	B0-U2-G0 (3000K)
Delivered Lumens	15 lm (3000K)
Efficacy	10 lm/W (3000K)
Optics	Diffuse
Fixture Dimensions	Ø1.02" x 0.98" h
Fixture Weight	0.13 lbs
LED Source	1 Mid-power LED
Lumen Maintenance	L80, B10 >60,000 hrs (Ta 25°C)
Color Consistency	3-Step MacAdam
Operating Temp.	-20°C to +45°C
IP Rating	IP65, IP68
IK Rating	IK10
Walkover	Yes

Fixture Dimensions



ORDERING INFORMATION

Example: GA14000000N0DR or GA14000000N0DR-1. Accessories / Power Supplies ordered separately.

GA1400	0000		0D	R	
Model No.		CCT	Optics	Finish	Cable Length
GA1400	0000	N - 2200K F - 2700K 5 - 3000K 9 - 4000K	0D - Diffuse	R - Resin	4.92' standard 1 - 16.40'

Job Name/Date:

Fixture Type Designation:

SUGGESTED POWER SUPPLIES - 24VDC

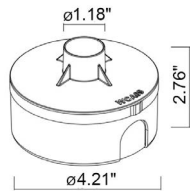
Part Number	Description	Input/Output	# of Fixtures
PPLT00149	Non-Dim	120VAC to 24VDC, 10W, Class 2, IP65	1-5
PPLT00632	0-10V Dimming (Dim to Off)	120-277VAC to 24VDC, 12W, Class 2	1-6
PPLT00056	Non-Dim	120-277VAC to 24VDC, 26W, Class 2, IP66	1-13
PPLT00690	ELV / TRIAC & 0-10V Dimming	120-277VAC to 24VDC, 40W, Class 2, IP67	1-21
PPLT00627	ELV / TRIAC & 0-10V Dimming (100 to 0%)	120-277VAC to 24VDC, 96W, Class 2, IP67	1-51
PPLT00543	0-10V Dimming to 15% (-40°C / -40°F cold weather start)	120-277VAC to 24VDC, 100W, Class 2	7-53

Suggested Lutron Compatible

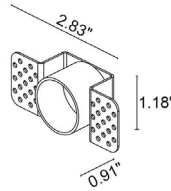
Part Number	Option	Lutron SKU	Dim Range	Description	Input/Output	# of Fixtures
PPLT00273	L3DAE / L3DA3W	L3DA	100%-1%	Hi-Lume™ 1% EcoSystem™ or 1% 3-Wire LED Driver	120-277VAC to 24VDC, 40W, Class 2	1-21
PPLT00530	L3DAE / L3DA3W	L3DA	100%-1%	Hi-Lume™ 1% EcoSystem™ or 1% 3-Wire LED Driver	120-277VAC to 24VDC, 96W, Class 2	1-51

For other power supply options consult factory.

ACCESSORIES - Installation



WCA09
Outer Casing
For in-grade use

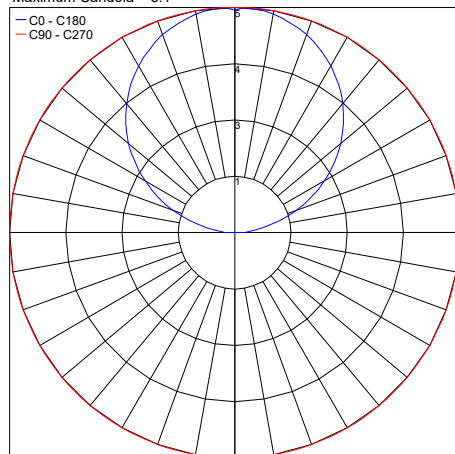


WCA25
Outer Casing
For Plasterboard

PHOTOMETRIC DATA

Note: All photometry is 3000K

Maximum Candela = 5.1



PHOTOMETRIC FILENAME : NEW_GOCCIA_1.4_D_3000K_1.5W_24VDC.IES

Job Name/Date:

Fixture Type Designation: