

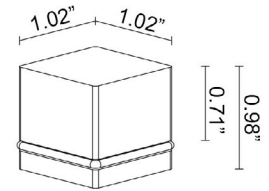
Goccia is a family of outdoor step lights that are ideal for accent and pathway guidance lighting. They are available in round or square versions, 3 sizes, static white or RGB, and that can be installed flush with the surface using an outer casing, or wall mounted. Goccia 1.5 is the 1.0" square, static white version. (Not suitable for use in immersion in swimming pools or fountains).



## TECHNICAL DATA

<b>Wattage / Input</b>	1.5W (24VDC)
<b>Power Supply</b>	Remote, not included. See page 2.
<b>Construction</b>	Body: Polyurethane Resin Cable Length: 4.92' standard (16.4" available)
<b>CCT</b>	2200K, 2700K, 3000K, 4000K
<b>CRI</b>	>80
<b>BUG Rating</b>	B0-U2-G0 (3000K)
<b>Delivered Lumens</b>	14 lm (3000K)
<b>Efficacy</b>	9.3 lm/W (3000K)
<b>Optics</b>	Diffuse
<b>Fixture Dimensions</b>	1.02" x 1.02" x 0.98" h
<b>Fixture Weight</b>	0.14 lbs
<b>LED Source</b>	1 Mid-power LED
<b>Lumen Maintenance</b>	L80, B10 >60,000 hrs (Ta 25°C)
<b>Color Consistency</b>	3-Step MacAdam
<b>Operating Temp.</b>	-20°C to +45°C
<b>IP Rating</b>	IP65, IP68
<b>IK Rating</b>	IK10
<b>Walkover</b>	Yes

Fixture Dimensions



## ORDERING INFORMATION

Example: GA15000000N0DR or GA15000000N0DR-1. Accessories / Power Supplies ordered separately.

GA1500	0000		0D	R	
<b>Model No.</b>		<b>CCT</b>	<b>Optics</b>	<b>Finish</b>	<b>Cable Length</b>
GA1500	0000	N - 2200K F - 2700K 5 - 3000K 9 - 4000K	0D - Diffuse	R - Resin	4.92' standard 1 - 16.40'

Job Name/Date:

Fixture Type Designation:

## SUGGESTED POWER SUPPLIES

24VDC - *For use as in-grade uplights*

Part Number	Description	Input/Output	# of Fixtures
<a href="#">PPLT00149</a>	Non-Dim	120VAC to 24VDC, 10W, Class 2, IP65	1-5
<a href="#">PPLT00632</a>	0-10V Dimming (Dim to Off)	120-277VAC to 24VDC, 12W, Class 2	1-6
<a href="#">PPLT00056</a>	Non-Dim	120-277VAC to 24VDC, 26W, Class 2, IP66	1-13
<a href="#">PPLT00690</a>	ELV / TRIAC & 0-10V Dimming	120-277VAC to 24VDC, 40W, Class 2, IP67	1-21
<a href="#">PPLT00543</a>	0-10V Dimming to 15% (-40°C / -40°F cold weather start)	120-277VAC to 24VDC, 100W, Class 2	7-53

## Suggested Lutron Compatible

Part Number	Option	Lutron SKU	Dim Range	Description	Input/Output	# of Fixtures
<a href="#">PPLT00273</a>	L3DAE / L3DA3W	L3DA	100%-1%	Hi-Lume™ 1% EcoSystem™ or 1% 3-Wire LED Driver	120-277VAC to 24VDC, 40W, Class 2	1-21
<a href="#">PPLT00530</a>	L3DAE / L3DA3W	L3DA	100%-1%	Hi-Lume™ 1% EcoSystem™ or 1% 3-Wire LED Driver	120-277VAC to 24VDC, 96W, Class 2	1-51

## SUGGESTED POWER SUPPLIES

24VDC - *For use in fountains and swimming pools*

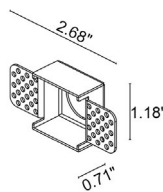
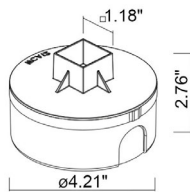
Part Number	Description	Input/Output	# of Fixtures
<a href="#">FPV-100110024</a>	ELV / TRIAC & 0-10V Dimming (100 to 0%)	120-277VAC to 24VDC, 96W, Class 2, NEMA 4	1-51
<a href="#">FPV-100000024</a>	Non-Dim	120-277VAC to 24VDC, 100W, Class 2, NEMA 4	1-53
<a href="#">FPV-100100024</a>	0-10V Dimming (2 channels)	120-277VAC to 24VDC, 26W, Class 2, IP66	1-106

For other power supply options consult factory.

## ACCESSORIES - Installation



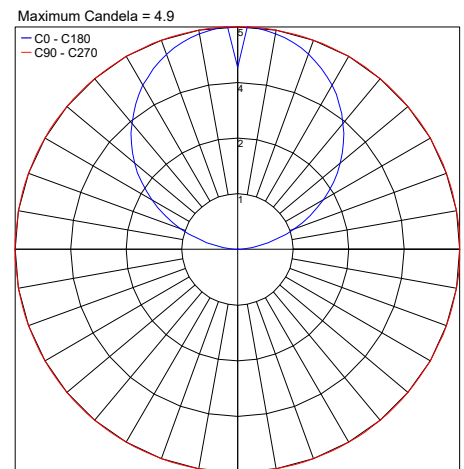
**WCA12**  
Outer Casing  
For in-grade use



**WCA30**  
Outer Casing  
For Plasterboard

## PHOTOMETRIC DATA

Note: All photometry is 3000K



Job Name/Date:

Fixture Type Designation: