

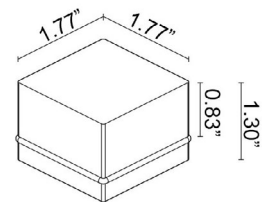
Goccia is a family of outdoor step lights that are ideal for accent and pathway guidance lighting. They are available in round or square versions, 3 sizes, static white or RGB, and that can be installed flush with the surface using an outer casing, or wall mounted. Goccia 2.5 is the 1.8" square, static white version. (Not suitable for use in immersion in swimming pools or fountains).



TECHNICAL DATA

Wattage / Input	1.5W (24VDC)
Power Supply	Remote, not included. See page 2.
Construction	Body: Polyurethane Resin Cable Length: 4.92' standard (16.4" available)
CCT	2200K, 2700K, 3000K, 4000K
CRI	>80
BUG Rating	B0-U2-G0 (3000K)
Delivered Lumens	32 lm (3000K)
Efficacy	21.3 lm/W (3000K)
Optics	Diffuse
Fixture Dimensions	1.77" x 1.77" x 1.30" h
Aperture	1.77" x 1.77"
Fixture Weight	0.23 lbs
LED Source	1 Mid-power LED
Lumen Maintenance	L80, B10 >60,000 hrs (Ta 25°C)
Color Consistency	3-Step MacAdam
Operating Temp.	-20°C to +45°C
IP Rating	IP65, IP68
IK Rating	IK10
Walkover	Yes

Fixture Dimensions



ORDERING INFORMATION

Example: GA25000000N0DR or GA25000000N0DR-1. Accessories / Power Supplies ordered separately.

GA2500	0000		0D	R	
Model No.		CCT	Optics	Finish	Cable Length
GA2500	0000	N - 2200K F - 2700K 5 - 3000K 9 - 4000K	D - Diffused	R - Resin	4.92' standard 1 - 16.40'

Job Name/Date:

Fixture Type Designation:

SUGGESTED POWER SUPPLIES - 24VDC

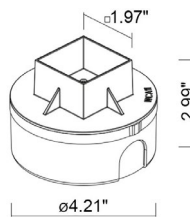
Part Number	Description	Input/Output	# of Fixtures
PPLT00149	Non-Dim	120VAC to 24VDC, 10W, Class 2, IP65	1-5
PPLT00632	0-10V Dimming (Dim to Off)	120-277VAC to 24VDC, 12W, Class 2	1-6
PPLT00056	Non-Dim	120-277VAC to 24VDC, 26W, Class 2, IP66	1-13
PPLT00690	ELV / TRIAC & 0-10V Dimming	120-277VAC to 24VDC, 40W, Class 2, IP67	1-21
PPLT00543	0-10V Dimming to 15% (-40°C / -40°F cold weather start)	120-277VAC to 24VDC, 100W, Class 2	7-53

Suggested Lutron Compatible

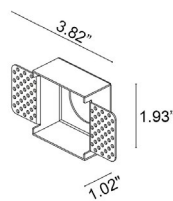
Part Number	Option	Lutron SKU	Dim Range	Description	Input/Output	# of Fixtures
PPLT00273	L3DAE / L3DA3W	L3DA	100%-1%	Hi-Lume™ 1% EcoSystem™ or 1% 3-Wire LED Driver	120-277VAC to 24VDC, 40W, Class 2	1-21
PPLT00530	L3DAE / L3DA3W	L3DA	100%-1%	Hi-Lume™ 1% EcoSystem™ or 1% 3-Wire LED Driver	120-277VAC to 24VDC, 96W, Class 2	1-51

For other power supply options consult factory.

ACCESSORIES - Installation



WCA11
Outer Casing
For in-grade use



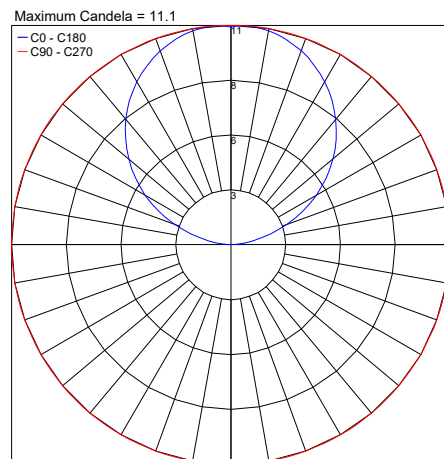
WCA29
Outer Casing
For Plasterboard



WL0100
Suction Cup

PHOTOMETRIC DATA

Note: All photometry is 3000K



PHOTOMETRIC FILENAME : NEW_GOCCIA 2.5 D [3000K 1.5W 24VDC].IES

Job Name/Date:

Fixture Type Designation: