

# GOCCIA 2.5

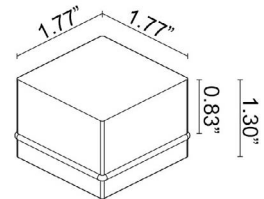
Goccia is a family of outdoor step lights that are ideal for accent and pathway guidance lighting. They are available in round or square versions, 3 sizes, static white or RGB, and that can be installed flush with the surface using an outer casing, or wall mounted. Goccia 2.5 is the 1.8" square, static white version. (Not suitable for use in immersion in swimming pools or fountains).



## TECHNICAL DATA

<b>Wattage / Input</b>	1.5W (24VDC)
<b>Power Supply</b>	Remote, not included. See page 2.
<b>Construction</b>	Body: Polyurethane Resin Cable Length: 4.92' standard (16.4" available)
<b>CCT</b>	2200K, 2700K, 3000K, 4000K
<b>CRI</b>	>80
<b>BUG Rating</b>	B0-U2-G0 (3000K)
<b>Delivered Lumens</b>	32 lm (3000K)
<b>Efficacy</b>	21.3 lm/W (3000K)
<b>Optics</b>	Diffuse
<b>Fixture Dimensions</b>	1.77" x 1.77" x 1.30" h
<b>Aperture</b>	1.77" x 1.77"
<b>Fixture Weight</b>	0.23 lbs
<b>LED Source</b>	1 Mid-power LED
<b>Lumen Maintenance</b>	L80, B10 >60,000 hrs (Ta 25°C)
<b>Color Consistency</b>	3-Step MacAdam
<b>Operating Temp.</b>	-20°C to +45°C
<b>IP Rating</b>	IP65, IP68
<b>IK Rating</b>	IK10
<b>Walkover</b>	Yes

Fixture Dimensions



## ORDERING INFORMATION

Example: GA2500000N0DR or GA2500000N0DR-1. Accessories / Power Supplies ordered separately.

GA2500	0000		0D	R	
<b>Model No.</b>		<b>CCT</b>	<b>Optics</b>	<b>Finish</b>	<b>Cable Length</b>
GA2500	0000	N - 2200K F - 2700K 5 - 3000K 9 - 4000K	D - Diffused	R - Resin	4.92' standard 1 - 16.40'

Job Name/Date:

Fixture Type Designation:

## SUGGESTED POWER SUPPLIES - 24VDC

Part Number	Description	Input/Output	# of Fixtures
<a href="#">PPLT00149</a>	Non-Dim	120VAC to 24VDC, 10W, Class 2, IP65	1-5
<a href="#">PPLT00632</a>	0-10V Dimming (Dim to Off)	120-277VAC to 24VDC, 12W, Class 2	1-6
<a href="#">PPLT00690</a>	ELV / TRIAC & 0-10V Dimming	120-277VAC to 24VDC, 40W, Class 2, IP67	1-21
<a href="#">PPLT00543</a>	0-10V Dimming to 15% (-40°C / -40°F cold weather start)	120-277VAC to 24VDC, 100W, Class 2	7-53

## Suggested Lutron Compatible

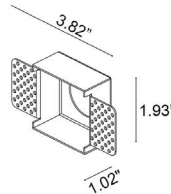
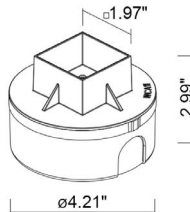
Part Number	Option	Lutron SKU	Dim Range	Description	Input/Output	# of Fixtures
<a href="#">PPLT00273</a>	L3DAE / L3DA3W	L3DA	100%-1%	Hi-Lume™ 1% EcoSystem™ or 1% 3-Wire LED Driver	120-277VAC to 24VDC, 40W, Class 2	1-21
<a href="#">PPLT00530</a>	L3DAE / L3DA3W	L3DA	100%-1%	Hi-Lume™ 1% EcoSystem™ or 1% 3-Wire LED Driver	120-277VAC to 24VDC, 96W, Class 2	1-51

For other power supply options consult factory.

## ACCESSORIES - Installation



**WCA11**  
Outer Casing  
For in-grade use



**WCA29**  
Outer Casing  
For Plasterboard

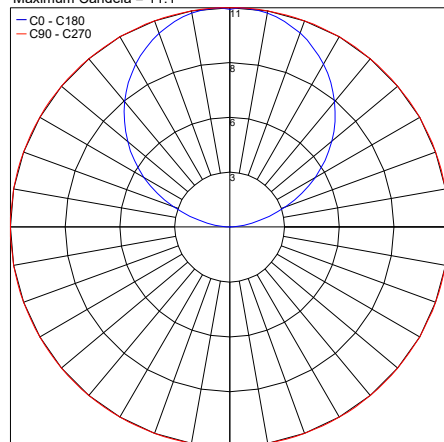


**WL0100**  
Suction Cup

## PHOTOMETRIC DATA

Note: All photometry is 3000K

Maximum Candela = 11.1



PHOTOMETRIC FILENAME : NEW\_GOCCIA 2.5 D [3000K 1.5W 24VDC].IES

Job Name/Date:

Fixture Type Designation: