

GOCCIA 2.9

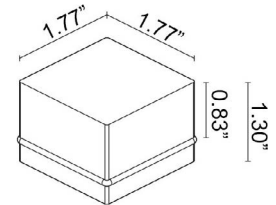
Goccia is a family of outdoor step lights that are ideal for accent and pathway guidance lighting. They are available in round or square versions, 3 sizes, static white or RGB, and that can be installed flush with the surface using an outer casing, or wall mounted. Goccia 2.9 is the 1.8" square, RGB version. (Not suitable for use in immersion in swimming pools or fountains).



TECHNICAL DATA

| | |
|---------------------------|--|
| Wattage / Input | 2W (24VDC) |
| Power Supply | Remote, not included. See page 2. |
| Construction | Body: Polyurethane Resin Cable Length: 4.92' standard (16.4" available) |
| CCT | RGB |
| BUG Rating | B0-U2-G0 |
| Delivered Lumens | 18 lm: (R) 5 lm, (G) 12 lm, (B) 2 lm |
| Efficacy | 9 lm/W: (R) 2.5 lm/W, (G) 6 lm/W, (B) 1 lm/W |
| Optics | Diffuse |
| Fixture Dimensions | 1.77" x 1.77" x 1.30" h |
| Fixture Weight | 0.35 lbs |
| LED Source | 6 Mid-power, Full-color LEDs |
| Lumen Maintenance | L80, B10 >50,000 hrs (Ta 25°C) |
| Color Consistency | — |
| Operating Temp. | -20°C to +45°C |
| IP Rating | IP65, IP68 |
| IK Rating | IK10 |
| Walkover | Yes |

Fixture Dimensions



ORDERING INFORMATION

Example: GA29000P0060DR or GA29000P0060DR-1. Accessories / Power Supplies ordered separately.

| | | | | | |
|------------------|------|------------|---------------|---------------|------------------------------|
| GA2900 | 0P00 | 60 | D | R | |
| Model No. | | CCT | Optics | Finish | Cable Length |
| GA2900 | 0P00 | 60 - RGB | D - Diffused | R - Resin | 4.92' standard 1 - 16.40' |

Job Name/Date:

Fixture Type Designation:

SUGGESTED POWER SUPPLIES

24VDC - *For use as in-grade uplights*

| Part Number | Description | Input/Output | # of Fixtures |
|-------------------------------|---|------------------------------------|---------------|
| PPLT00288-P12 | DMX / RDM (Field Addressable) / DALI (4 Channels) | 120-277VAC to 24VDC, 100W, Class 2 | 1-64 |

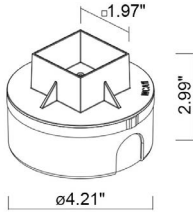
SUGGESTED POWER SUPPLIES

24VDC - *For use in fountains and swimming pools*

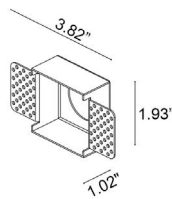
| Part Number | Description | Input/Output | # of Fixtures |
|-------------------------------|---|---|---------------|
| FPV-060EL0012 | DMX / RDM (Field Addressable) / DALI (4 Channels) | 120-277VAC to 24VDC, 60W, Class 2, NEMA 4 | 1-40 |

For other power supply options consult factory.

ACCESSORIES - Installation



WCA11
Outer Casing
For in-grade use



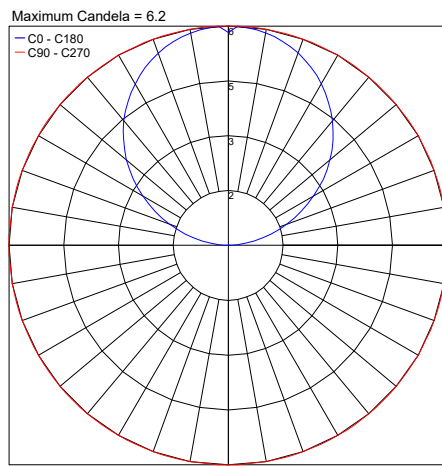
WCA29
Outer Casing
For Plasterboard



WL0100
Suction Cup

PHOTOMETRIC DATA

Note: All photometry is 3000K



Job Name/Date:

Fixture Type Designation: