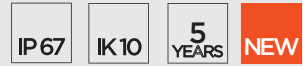
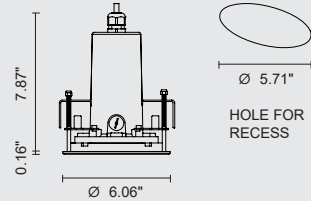


Technical features



Available on request



Technical data

|              |   |
|--------------|---|
| Wattage      | 8 WATT  |
| IP Rating    | IP67  |
| IK Rating    | IK10  |
| Material     | high corrosion resistance die-cast copper-free aluminum   |
| Trim         | Stainless steel AISI 316L                                 |
| Coating      | polyester powder coating with phosphocromating pre-finish |
| Light Source | Nr. 1 CREE CXB1304 COB LED                                |
| Screws       | Stainless steel   |
| Transformer  | Electrical power supply 24VDC 50/60Hz built in            |
| Gasket       | Silicone rubber   |
| Glass        | Tempered  |
| Cable gland  | M20   |
| Power cable  | 3.28' neoprene power cable included                       |
| Gross weight | 5.29 lbs  |



701301P

# CIELO MINI COB

Diameter 6.1" ceiling-recessed luminaire for outdoor installation, phosphochromatized and polyester powder coated die-cast copper-free aluminum body and stainless steel AISI 316L frame, tempered safety glass, molded silicone gasket. Light source tilt system +/- 15deg from outside. Built-in LED driver 24VDC 50-60Hz, with 1 CREE CXB1304 LED. IP67 rating.

| light source                | light beam options | lumen output (lm) | lumin. efficacy (lm/w) |
|-----------------------------|--------------------|-------------------|------------------------|
| <b>2700°K warm-white</b>    |                    |                   |                        |
| cob led                     | 18°                | 600               | 75.00                  |
| cob led                     | 36°                | 580               | 72.50                  |
| cob led                     | 60°                | 560               | 70.00                  |
| <b>3000°K warm-white</b>    |                    |                   |                        |
| cob led                     | 18°                | 620               | 77.50                  |
| cob led                     | 36°                | 600               | 75.00                  |
| cob led                     | 60°                | 580               | 72.50                  |
| <b>4000°K neutral-white</b> |                    |                   |                        |
| cob led                     | 18°                | 640               | 80.00                  |
| cob led                     | 36°                | 620               | 77.50                  |
| cob led                     | 60°                | 600               | 75.00                  |

Finish color options:

Stainless Steel

## ACCESSORIES

AC116 - HONEYCOMB LOUVER FOR CIELO MINI



AC117 - GLARE SHIELD FOR CIELO MINI



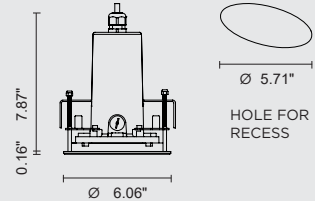
Glare shield accessory made in hard anodized black aluminum, for applications requiring very reduced glaring; minimal light loss on the light surface but overall lumen output typically reduced by 50%.



Technical features



Available on request



Technical data

|              |  |
|--------------|--|
| Wattage      | 8 WATT   |
| IP Rating    | IP67   |
| IK Rating    | IK10   |
| Material     | high corrosion resistance die-cast copper-free aluminum    |
| Trim         | Stainless steel AISI 316L                                  |
| Coating      | polyester powder coating with phosphochromating pre-finish |
| Light Source | Nr. 1 CREE XHP35 LED                                       |
| Screws       | Stainless steel  |
| Transformer  | Electrical power supply 24VDC 50/60Hz built in             |
| Gasket       | Silicone rubber  |
| Glass        | Tempered   |
| Cable gland  | M20  |
| Power cable  | 3.28' neoprene power cable included                        |
| Gross weight | 5.29 lbs   |



701302P

# CIELO MINI HP

Diameter 6.06" ceiling-recessed luminaire for outdoor installation, phosphochromated and polyester powder coated die-cast copper-free aluminum body and stainless steel AISI 316L frame, tempered safety glass, molded silicone gasket. Light source tilt system +/- 15deg from outside. Built-in LED driver 24VDC 50-60Hz, with 1 CREE "XHP35" LED. IP67 rating.

| light source                | light beam options | lumen output (lm) | lumin. efficacy (lm/w) |
|-----------------------------|--------------------|-------------------|------------------------|
| <b>2700°K warm-white</b>    |                    |                   |                        |
| high-power led              | 4°                 | 670               | 83.75                  |
| high-power led              | 10°                | 642               | 80.25                  |
| high-power led              | 28°                | 622               | 77.75                  |
| <b>3000°K warm-white</b>    |                    |                   |                        |
| high-power led              | 4°                 | 690               | 86.25                  |
| high-power led              | 10°                | 662               | 82.75                  |
| high-power led              | 28°                | 642               | 80.25                  |
| <b>4000°K neutral-white</b> |                    |                   |                        |
| high-power led              | 4°                 | 703               | 87.88                  |
| high-power led              | 10°                | 676               | 84.50                  |
| high-power led              | 28°                | 656               | 82.00                  |

Finish color options:



## ACCESSORIES

AC116 - HONEYCOMB LOUVER FOR CIELO MINI



AC117 - GLARE SHIELD FOR CIELO MINI



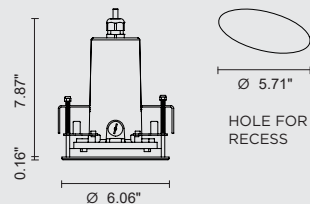
Glare shield accessory made in hard anodized black aluminum, for applications requiring very reduced glaring; minimal light loss on the light surface but overall lumen output typically reduced by 50%.



**Technical features**



**Available on request**






**Technical data**

|               |   |
|---------------|---|
| Wattage       | 4.5 WATT  |
| IP Rating     | IP67  |
| IK Rating     | IK10  |
| Material      | high corrosion resistance<br>die-cast copper-free aluminum    |
| Trim          | Stainless steel AISI 316L                                     |
| Coating       | polyester powder coating with<br>phosphochromating pre-finish |
| Light Source  | Nr. 1 CREE "XML" RGBW LED                                     |
| Screws        | Stainless steel   |
| Remote driver | Constant voltage 24VDC<br>remote driver needed                |
| DMX           | DMX interface integrated                                      |
| Gasket        | Silicone rubber   |
| Glass         | Tempered  |
| Cable gland   | M20 + PG9   |
| Power cable   | 1 mt. (3.28') neoprene<br>power cable included                |
| DMX cable     | DMX IN cable included   |
| Gross weight  | 5.29 lbs  |

701303P

# CIELO MINI HP DMX RGBW

Diameter 6.06" ceiling-recessed luminaire for outdoor installation, phosphochromated and polyester powder coated die-cast copper-free aluminum body and stainless steel AISI 316L frame, tempered safety glass, molded silicone gasket. Light source tilt system +/- 15deg from outside. Built-in LED driver, DMX interface integrated; with 1 x CREE "XML" RGBW LED. IP67 rating.

| light source   | light beam options  | lumen output (lm) | lumin. efficacy (lm/w) |
|----------------|---|-------------------|------------------------|
| <b>RGBW</b>    |   |                   |                        |
| high-power led |  12° | 160               | 35.55                  |
| high-power led |  25° | 152               | 33.78                  |
| high-power led |  35° | 145               | 32.23                  |

**Finish color options:**

Stainless Steel



**ACCESSORIES**

AC116 - HONEYCOMB LOUVER FOR CIELO MINI



AC117 - GLARE SHIELD FOR CIELO MINI






Glare shield accessory made in hard anodized black aluminum, for applications requiring very reduced glaring; minimal light loss on the light surface but overall lumen output typically reduced by 50%.



701305P

## CIELO MINI WALL-WASHER

Diameter 6.06" ceiling-recessed luminaire for outdoor installation, phosphochromatized and polyester powder coated die-cast copper-free aluminum body and stainless steel AISI 316L frame, tempered safety glass, molded silicone gasket. Built-in LED driver 24VDC 50-60Hz, with 16 x mid-power SAMSUNG 2835 LED. IP67 rating.

| light source                | light beam options  | lumen output (lm) | lumin. efficacy (lm/w) |
|-----------------------------|---|-------------------|------------------------|
| <b>2700°K warm-white</b>    |   |                   |                        |
| mid-power led               |  WALL-WASHER | 450               | 75.00                  |
| <b>3000°K warm-white</b>    |   |                   |                        |
| mid-power led               |  WALL-WASHER | 470               | 78.34                  |
| <b>4000°K neutral-white</b> |   |                   |                        |
| mid-power led               |  WALL-WASHER | 490               | 81.67                  |

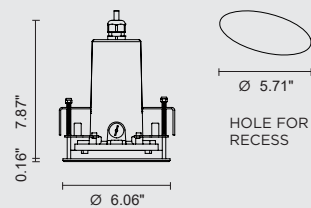
**Finish color options:**

 Stainless Steel

**Technical features**



**Available on request**



**Technical data**

|              |  |
|--------------|--|
| Wattage      | 6 WATT   |
| IP Rating    | IP67   |
| IK Rating    | IK10   |
| Material     | high corrosion resistance die-cast copper-free aluminum    |
| Trim         | Stainless steel AISI 316L                                  |
| Coating      | polyester powder coating with phosphochromating pre-finish |
| Light Source | Nr. 16 x mid-power SAMSUNG 2835 LED                        |
| Screws       | Stainless steel  |
| Transformer  | Electrical power supply 24VDC 50/60Hz built-in             |
| Gasket       | Silicone rubber  |
| Glass        | Tempered   |
| Cable gland  | M20  |
| Power cable  | 3.28' neoprene power cable included                        |
| Gross weight | 5.29 lbs   |





701306P

## CIELO MINI BLADE

Diameter 6.06" ceiling-recessed luminaire for outdoor installation, phosphochromatized and polyester powder coated die-cast copper-free aluminum body and stainless steel AISI 316L frame, tempered safety glass, molded silicone gasket. Light source tilt system +/- 15deg from outside. Built-in LED driver 24VDC 50-60Hz, with 1 CREE "XHP35" LED. IP67 rating.

| light source                | light beam options | lumen output (lm) | lumin. efficacy (lm/w) |
|-----------------------------|--------------------|-------------------|------------------------|
| <b>2700°K warm-white</b>    |                    |                   |                        |
| high-power led              | 8° x 170°          | 560               | 70.00                  |
| <b>3000°K neutral-white</b> |                    |                   |                        |
| high-power led              | 8° x 170°          | 582               | 72.75                  |
| <b>4000°K neutral-white</b> |                    |                   |                        |
| high-power led              | 8° x 170°          | 600               | 75.00                  |

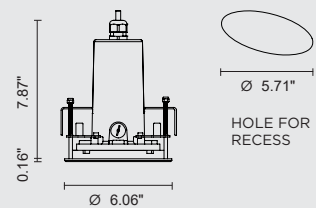
### Finish color options:

 Stainless Steel

### Technical features



### Available on request



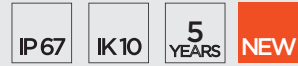
### Technical data

|              |   |
|--------------|---|
| Wattage      | 8 WATT  |
| IP Rating    | IP67  |
| IK Rating    | IK10  |
| Material     | high corrosion resistance<br>die-cast copper-free aluminum    |
| Trim         | Stainless steel AISI 316L                                     |
| Coating      | polyester powder coating with<br>phosphochromating pre-finish |
| Light Source | Nr. 1 CREE XHP35 LED  |
| Screws       | Stainless steel   |
| Transformer  | Electrical power supply<br>24VDC 50/60Hz built in             |
| Gasket       | Silicone rubber   |
| Glass        | Tempered  |
| Cable gland  | M20   |
| Power cable  | 3.28' neoprene power<br>cable included                        |
| Gross weight | 5.29 lbs  |

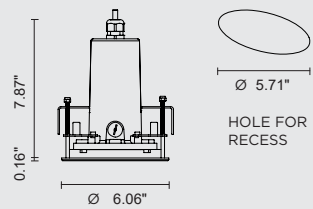




**Technical features**



**Available on request**



701304P

# CIELO MINI DIFFUSED

Diameter 6.06" ceiling-recessed luminaire for outdoor installation, phosphochromatized and polyester powder coated die-cast copper-free aluminum body and stainless steel AISI 316L frame, tempered safety glass, molded silicone gasket. Built-in LED driver 24VDC 50-60Hz, with 16 x mid-power SAMSUNG 2835 LED. IP67 rating.

**Technical data**

|              |  |
|--------------|--|
| Wattage      | 6 WATT   |
| IP Rating    | IP67   |
| IK Rating    | IK10   |
| Material     | high corrosion resistance die-cast copper-free aluminum    |
| Trim         | Stainless steel AISI 316L                                  |
| Coating      | polyester powder coating with phosphochromating pre-finish |
| Light Source | Nr. 16 x mid-power SAMSUNG 2835 LED                        |
| Screws       | Stainless steel  |
| Transformer  | Electrical power supply 24VDC 50/60Hz built in             |
| Gasket       | Silicone rubber  |
| Glass        | Tempered   |
| Cable gland  | M20  |
| Power cable  | 3.28' neoprene power cable included                        |
| Gross weight | 5.29 lbs   |

| light source                | light beam options | lumen output (lm) | lumin. efficacy (lm/w) |
|-----------------------------|--------------------|-------------------|------------------------|
| <b>2700°K warm-white</b>    |                    |                   |                        |
| mid-power led               | diffused           | 100               | 16.67                  |
| <b>3000°K warm-white</b>    |                    |                   |                        |
| mid-power led               | diffused           | 110               | 18.34                  |
| <b>4000°K neutral-white</b> |                    |                   |                        |
| mid-power led               | diffused           | 120               | 20.00                  |

**Finish color options:**

