

FloRal is an elegant, unique, hand-crafted, ceiling mounted luminaire that is hand molded, and comes in 2 textured designs, lines or dots. It is available in small or large, in tunable white as standard. FloRal shades are molded by hand. Dimensions and form will vary, within boundaries.



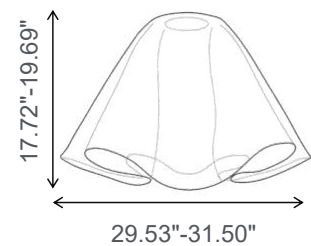
Fixture Dimensions

TECHNICAL DATA

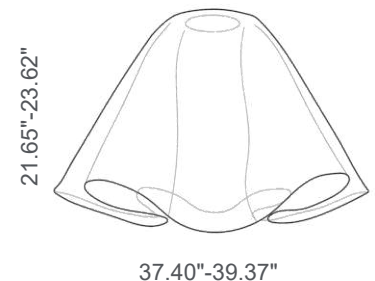
Wattage	Small: 20W Large: 30W
Power Supply	Remote 24VDC, not included. See page 2. Integral Casambi PWM Control Unit
Construction	Body: Molded PMMA Acrylic
CCT	Tunable White 2200K-5000K
CRI	>90
Delivered Lumens	Coming Soon
Efficacy	Coming Soon
Optics	Diffused
Etched Designs	Dots or Lines
Fixture Dimensions	17.7" or 19.7" h x 29.5" to 31.5" w (Small) 21.7" or 23.6" h x 37.4" to 39.4" w (Large)

*FloRal shades are molded by hand.
Dimensions and form will vary, within boundaries.*

Small | S



Large | L



ORDERING INFORMATION

Example: FloRal-S-TW-L-US. Power Supplies / Accessories ordered separately.

FloRal	-		-		-		-		-	US
Model No.		Size		CCT		Etch Design		Control System		
FloRal		S - Small L - Large		TW - Tunable White (2200K-5000K)		D - Dots L - Lines		D - Dali C - Casambi		US

Job Name/Date:

Fixture Type Designation:

SUGGESTED POWER SUPPLIES

Remote 24VDC - Integral Casambi PWM Control Unit

Part Number	Description	Input/Output	# of Fixtures	
			Small	Large
PPLT00158	Non-Dim	120VAC to 24VDC, 100W, Class 2	1-4	1-2
PPLT00543	0-10V Dimming to 15% (-40°C / -40°F cold weather start)	120-277VAC to 24VDC, 100W, Class 2	1-4	1-2

DRIVERS IN NEMA ENCLOSURE

Remote 24VDC - ELV / TRIAC / 0-10V




PPLT00715

Part Number	Description	Input/Output	# of Fixtures	
			20W / 30W	
PPLT00715	ELV / TRIAC / 0-10V Dimming to 0.1%	120-277VAC to 24VDC, 96W, Class 2, WET/DAMP	1-3	1-2

*For other power supply options consult factory.***ACCESSORIES**

Installation

**CEILING ROSE**

Celing Rose - Gear Tube

Optional

CASMABI APPCasambi App & Power Supply
(required for Casambi version)**CASAMBI WALL SWITCH**Casambi Wall Switch
(optional)**DALI**DALI - AC/DC Power Supply + Dali Converter
(required for DALI version)

Job Name/Date:

Fixture Type Designation:



ETCH DESIGNS



DOTS



LINES



PHOTOMETRIC DATA

Available upon request

Job Name/Date:

Fixture Type Designation: