

NAIL

Top pole of die-cast and turned aluminum, clean and essential lines for a functional lighting fixtures. Easy to adapt to all type of environments and architecture thanks to its pure lines, and supplied with pole connector. Available in white, sand and graphite powder polyester coatings 60/80micron on cataphoresis layer.

Two main versions:

Pole connector for Ø2.36" pole, diffused beam, tempered sandblasted glass sealed on the structure with silicon glue to grant IP protection

Pole connector for Ø2.36" or Ø2.99" poles

Bea: 130° e 150°; tempered transparent glass sealed on the structure with silicon glue to grant IP protection

- IK07

Several sizes of poles are available for NAIL, zinc steel polyester powder painted, in-ground installation, connector for Ø2.99" or Ø2.36":

- Ø2.99" - 157.5" (19.7" in-ground)
- Ø2.36" - 47.2", 63.0", 102.4" (19.7" in-ground)











TRANSPARENT GLASS WITH OPTICS



D. 2.36"

	30°	36W LED	40W total	220-240V
		 white	 sand	 graphite
3000K	4960lm	D902111002	D902111003	9D02111004




D. 2.36"

	130°	36W LED	40W total	220-240V
		 white	 sand	 graphite
3000K	4660lm	D902111012	D902111013	D902111014



D. 2.36"

	150°	36Wled	40We	220-240V
		 white	 sand	 graphite
3000K	3990lm	D902111022	D902111023	D902111024




D. 2.99"

	30°	36W LED	40W total	220-240V
		 white	 sand	 graphite
3000K	4860lm	D902111032	D902111033	D902111034

D. 2.99"

	130°	36W LED	40W total	220-240V
		 white	 sand	 graphite
3000K	4660lm	D902111042	D902111043	D902111044

D. 2.99"

	150°	36W LED	40W total	220-240V
		 white	 sand	 graphite
3000K	3990lm	D902111052	D902111053	D902111054



ACCESSORIES

Pole d. 2.99" X 157.48"



white

D90622



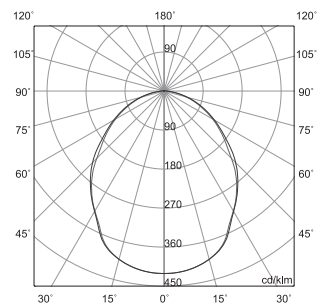
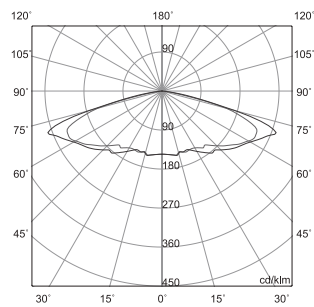
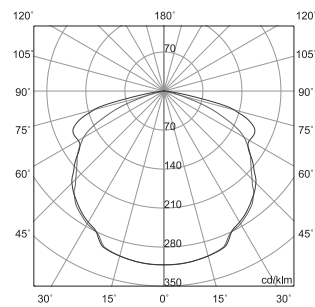
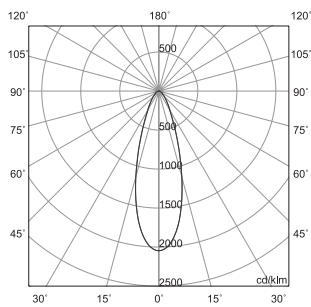
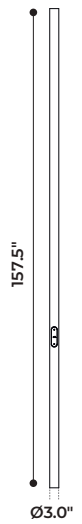
sand

D90623



graphite

D90624



SANDBLASTED GLASS



D. 2.36"

diffused

22W LED

25W total

220-240V



white



sand



graphite

3000K

2330lm

D902111062

D902111063

D902111064





ACCESSORIES

Pole d.2.36" X 47.24"



white

D90672



sand

D90673



graphite

D90674

Pole d.2.36" X 62.99"



white

D90682



sand

D90683



graphite

D90684

Pole d.2.36" X 102.36"



white

D90692



sand

D90693



graphite

D90694

